

# Tower & Climber

NRO1001


**KOMPAN**  
Let's play



Item no. NRO1001-1001

## General Product Information

Dimensions LxWxH	813x518x360 cm
Age group	6+
Play capacity (users)	17
Colour options	 



The Tower & Climber inspires great play again and again thanks to its versatile nature: a multitude of balancing and climbing activities and a great tower with slide provide fun play challenges for school age children. The varied climbing nets stimulate cross-coordination. This supports the cross-modal perception which is fundamental for example in reading. Children

train muscles when they climb horizontally and vertically across the ropes and nets of the Tower & Climber. This additionally stimulates the sense of balance, fundamental for all motor skills. The variation of nets allows for many climbing styles and more children climbing together. So children use and expand social-emotional skills such as turn-taking and

negotiation. There is ample space for meeting, too, for instance in the swaying ropes.



# Tower & Climber

NRO1001



## Slide

**Physical:** sliding develops spatial awareness and a sense of balance. Furthermore, the core muscles are trained when sitting upright going down. **Social-Emotional:** empathy stimulated by turn-taking.



## Parkour ropes

**Physical:** the big rubbery discs are great support for the feet when climbing or crossing. This trains cross coordination, balance and arm and leg muscles. This combination adds to the child's body adeptness and awareness, adding security to movements. **Social-Emotional:** the seats make a nice destination and meeting point and take cooperation when crossing by others on the way through the module.



## Climbing net

**Physical:** the inclined net supports the upward climbing movement of the body. The net supports cross-body coordination, which impacts coordination of the right and left part of brain, fundamental for other skills such as the ability to read. The asymmetry of the net challenges the children's climbing.



## Balance ropes

**Physical:** holding onto the swaying upper rope when balancing on the swaying lower rope makes excellent training of the sense of balance as well as the trunk muscles. These abilities are fundamental for being able to sit still on a chair. **Social-Emotional:** cooperating with friends on walking over the swaying ropes is a true cooperation task that takes teamwork and tolerance.



## Climbing rope

**Physical:** the small knots add support for hands and feet when climbing onto the rope, crawling up or down. Climbing supports spatial awareness, cross coordination and muscle strength. **Social-Emotional:** passing others when climbing up or down develops turn-taking skills and consideration.



## Climbing net

**Physical:** children develop cross-body coordination and muscle strength when climbing. The big meshes allow for climbing and crawling through, supporting proprioception and spatial awareness. **Social-Emotional:** the big meshes allow for more children to sit together and talk.

# Tower & Climber

NRO1001



Ropes of UV-stabilized PES rope strands with inner steel cable reinforcement. The polyester yarn is made from +95% post-consumer materials and is inductively melted onto each strand.



Full coloured EPDM rubber seats with smooth surface. The seats are moulded on a hot dip galvanised steel inlay that ensures durable fixation to the rope.

Item no. NRO1001-1001	
<b>Installation Information</b>	
Max. fall height	267 cm
Safety surfacing area	56.0 m <sup>2</sup>
Total installation time	18.7
Excavation volume	3.34 m <sup>3</sup>
Concrete volume	0.46 m <sup>3</sup>
Footing depth (standard)	102 cm
Shipment weight	985 kg
Anchoring options	In-ground ✓
<b>Warranty Information</b>	
Robinia wood	15 years
Ropes & nets	10 years
Spare parts guaranteed	10 years
Stainless steel components	Lifetime
Stainless steel components	Lifetime



The stainless-steel slides with one-piece slide bed are made of high-quality stainless-steel AISI 304.



Slide interface panel of 19mm EcoCore™. EcoCore™ is a highly durable, eco-friendly material, which is not only recyclable after use, but is also made of +95% recycled post-consumer material from e.g., food packing waste in both core and colorful outer layer.



The Robinia wood can be supplied as untreated raw wood or painted with a brown coloured transparent pigment that maintains the golden wood colour of the wood.



# Sustainability Data

NRO1001



Cradle to Gate A1-A3	Total CO <sub>2</sub> emission	CO <sub>2</sub> e/kg	Recycled materials
	kg CO <sub>2</sub> e	kg CO <sub>2</sub> e/kg	%
NRO1001-1001	575.40	0.77	8.60

The overall framework applied for these factors is the Environmental Product Declaration (EPD), which quantifies "environmental information on the life cycle of a product and enable comparisons between products fulfilling the same function" (ISO, 2006). This follows the structure and applies a Life-Cycle Assessment approach to the entire Product stage from raw material through manufacturing (A1-A3))

## Verification of CO<sub>2</sub> calculation of: Nature play



Data version no. 2023-10-05

The CO<sub>2</sub> calculation and data are in compliance with the principles of a carbon footprint impact according to the GHG protocol (Greenhouse Gas Protocol), Scope 3, cradle to gate related to all individual components in the product category: "Nature play" represented by item no.: NRO409-0621.

(Scope 3 emissions include emission sources in the upstream and downstream value chain).

Date: 30. October 2023 | Valid until: 30. October 2025

Verified by:

Julie Marie Vejsgaard Larsen, LCA & EPD Consultant

Verification based on report: Validation of CO<sub>2</sub> calculation of 9 categories of Kompan product line, version 1.0, prepared by: Bureau Veritas HSE, Denmark: Julie M. V. Larsen.

Publication date: 30. October 2023



By Bureau Veritas HSE  
www.bureauveritas.dk  
+45 7731 1000

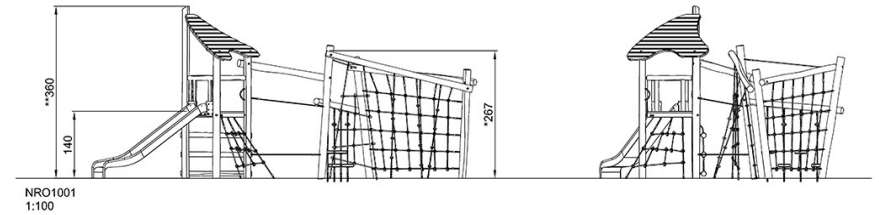
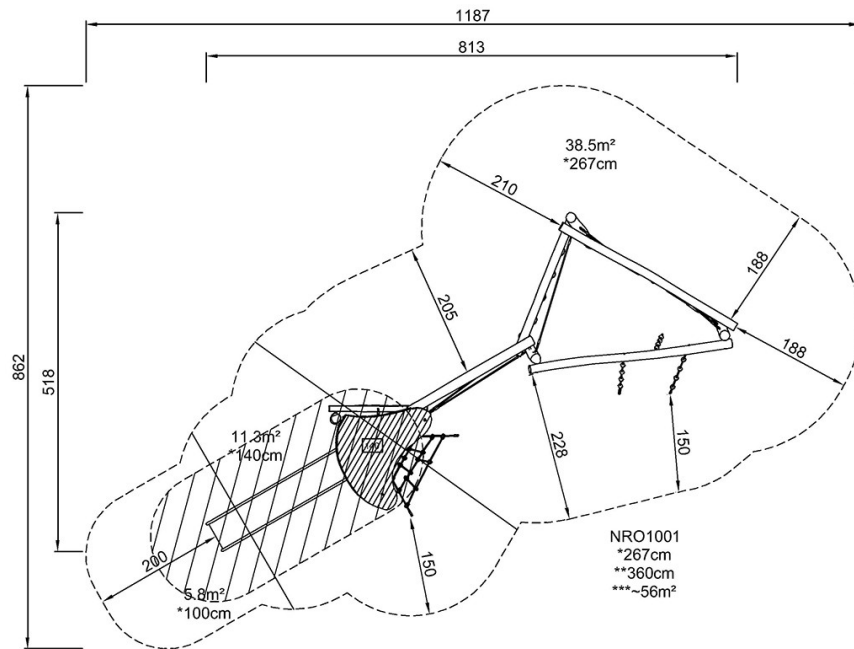


# Tower & Climber

NRO1001

\* Max fall height | \*\* Total height | \*\*\* Safety surfacing area

\* Max fall height | \*\* Total height



[Click to see TOP VIEW](#)

[Click to see SIDE VIEW](#)