

Play Tower with Climbing Net


PCM100331



Item no. PCM100331-0902

General Product Information

Dimensions LxWxH	16'4"x10'10"x7'7"
Age group	2 - 5
Play capacity (users)	12
Color options	



This super play tower will attract children and encourage active physical play. The ADA stairs provide an age-appropriate entry option to the tower that strengthens leg muscles and helps to develop skills at climbing stairs, an important everyday task. The multiple and varied climbing activities, especially the fun climbing net, will support children's muscle development as well

as their cross-coordination and sense of balance. These skills are important for health and well-being as well as for thinking and learning. For example, using both sides of your body to climb and navigate the structure stimulates both sides of the brain, essential for learning, particularly for literacy. Sliding down the slide supports posture and balance, all

important skills for young children, and great fun!


Play Tower with Climbing Net

PCM100331



Window

Social-Emotional: invites interaction between sides and cooperative play.



Accessible stairway

Physical: climbing the accessible stairway is for all and supports cross coordination as well as arm and leg muscles. For young children, walking stairs and alternating feet is developed. **Social-Emotional:** room for active breaks and adult helpers. An inclusive space.



Desk

Social-Emotional: fine meeting place and a space creator. Sharing and cooperation from both sides create a social scenario that supports communication and cooperation.



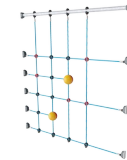
Slide

Physical: sliding develops spatial awareness and a sense of balance. Furthermore, the core muscles are trained when sitting upright going down. **Social-Emotional:** empathy stimulated by turn-taking. **Cognitive:** young children develop their understanding of space, speed and distances when sliding down quickly.



Pipe ladder

Physical: cross coordination and eye-hand coordination are supported when children climb the ladder. The climbing also supports leg and arm muscles. **Social-Emotional:** learning about taking turns and cooperation.



Climbing net

Physical: children develop cross-body coordination and muscle strength when climbing. The big meshes allow for climbing and crawling through, supporting proprioception and spatial awareness. **Social-Emotional:** the big meshes allow for more children to sit together and talk.

Play Tower with Climbing Net

PCM100331



Panels of 19mm EcoCore™. EcoCore™ is a highly durable, eco friendly material, which is not only recyclable after use, but also consists of a core produced from 100% recycled material.



Main posts with hot dip galvanized steel footing are available in different materials: Pressure impregnated pine wood posts. Pre-galvanized inside and outside with powder coated top finish steel posts. Lead free aluminium with color anodized top finish.



All decks are supported by uniquely designed low-carbon aluminum profiles with multiple attachment options. The grey-colored molded decks are made of 75% post-consumer ocean waste PP material with a non-skid pattern and texture surface.

Item no. PCM100331-0902	
Installation Information	
Max. fall height	7'4"
Safety surfacing area	468ft²
Total installation time	17.0
Excavation volume	0.55yd³
Concrete volume	0.03yd³
Footing depth (standard)	2'9"
Shipment weight	948lbs
Anchoring options	In-ground ✓ Surface ✓
Warranty Information	
EcoCore HDPE	Lifetime
Post	10 Years
PP Decks	10 Years
Ropes & nets	10 Years
Spare Parts Availability	10 Years



The slides can be chosen in different materials and colors: Straight or curved one-piece molded PE slides in yellow or grey. Combined EcoCore™ sides and stainless steel. Full stainless steel in one-piece designs for more vandalism-proof solutions.

Elevated activities 2	Accessible elevated activities	Accessible ground level activities	Accessible ground level play types
Present	2	2	2
Required	1	1	1

**ASTM
F1487**
compliant

Sustainability Data

PCM100331



Cradle to Gate A1-A3	Total CO ₂ emission	CO ₂ e/kg	Recycled materials
	kg CO ₂ e	kg CO ₂ e/kg	%
PCM100331-0902	861.30	2.62	54.00

The overall framework applied for these factors is the Environmental Product Declaration (EPD), which quantifies "environmental information on the life cycle of a product and enable comparisons between products fulfilling the same function" (ISO, 2006). This follows the structure and applies a Life-Cycle Assessment approach to the entire Product stage from raw material through manufacturing (A1-A3))

Verification of CO₂ calculation of: Play systems



Data version no. 2023-10-05

The CO₂ calculation and data are in compliance with the principles of a carbon footprint impact according to the GHG protocol (Greenhouse Gas Protocol), Scope 3, cradle to gate related to all individual components in the product category: "Play systems" represented by item no.: PCM200321-0950.

(Scope 3 emissions include emission sources in the upstream and downstream value chain).

Date: 30. October 2023 | Valid until: 30. October 2025

Verified by:

Julie Marie Vejsgaard Larsen, LCA & EPD Consultant

Verification based on report: Validation of CO₂ calculation of 9 categories of Kompan product line, version 1.0, prepared by: Bureau Veritas HSE, Denmark: Julie M. V. Larsen.

Publication date: 30. October 2023



By Bureau Veritas HSE
www.bureauveritas.dk
+45 7731 1000

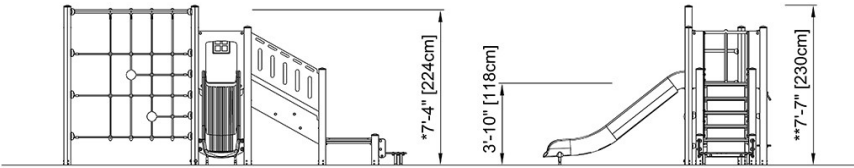
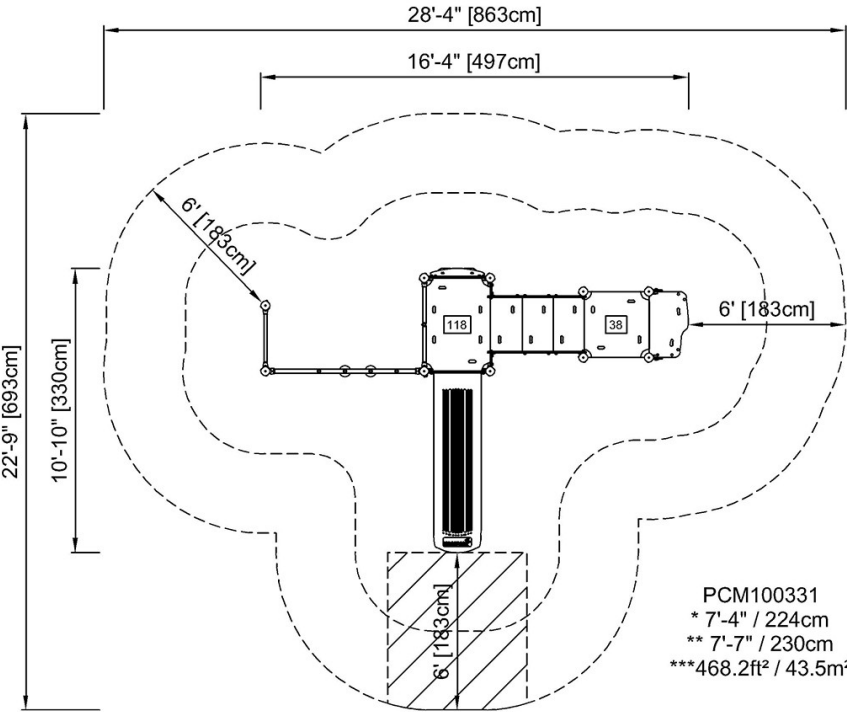


Play Tower with Climbing Net

PCM100331

* Max fall height | ** Total height | *** Safety surfacing area

* Max fall height | ** Total height



PCM100331

[Click to see TOP VIEW](#)

[Click to see SIDE VIEW](#)