

# Tall Castle, X-Large


NRO432



Item no. NRO432-1222

## General Product Information

Dimensions LxWxH	2375x1480x1040 cm
Age group	6+
Play capacity (users)	80
Colour options	




What child doesn't want to have a real castle to visit and play on? This is a gigantic multi-towered design for young princes, princesses, knights, and would-be bandits! The Extra Large Tall Castle allows for a range of ages to play together and invites the whole family for a royal play day. It has ground and elevated level play areas, barred windows, and cannons, just like

a real castle. There is the climbing wall, rope accesses, net bridges and climbers for adventurous play, and giant tube slides, balconies, and bridges. Be lost in a medieval world within this colourful, organic timber structure. The Robinia timber is durable, natural and gives children a nature inspired theme that can blend into, or stand out from

your surrounding landscape.

# Tall Castle, X-Large

NRO432



## Sky tunnel

**Physical:** being up high in a transparent net develop the sense of space and balance, which is fundamental in navigating the world securely. **Social-Emotional:** children develop courage, self-confidence, consideration and turn-taking. Passing other children takes co-operation and teaches turn-taking skills.



## Fireman's pole

**Physical:** supports coordination, arm and core muscles. Landing strengthens bone density. **Social-Emotional:** turn-taking and risk-taking.



## Long tube slide

**Physical:** sliding develops spatial awareness and the sense of balance. **Social-Emotional:** height ensures extra speed and thrill. Stimulates empathy by turn-taking and consideration of others.



## Draw bridge area

**Physical:** varied rope rails offer levelled challenge of balance and spatial awareness as well as arm, leg and core muscles. **Social-Emotional:** the two rope rails support cooperation, parallel play and positive competition by offering varied difficulty levels in entrance.



## Xylophone music panel

**Social-Emotional:** invites social interaction and co-creation for more children, on both sides. **Cognitive:** understanding of cause and effect when striking tubes and creating sound. **Creative:** the creation of different intensity and tonality stimulates creative skills.



## Rock climber

**Physical:** supports cross coordination and leg, arm and hand strength. The hand-holds on top ease entry into platform. **Social-Emotional:** the inclination makes climbing feel secure, especially for younger children.



## Wobble bridge

**Physical:** passing the swaying bridge steps develops the sense of balance, which is fundamental in navigating the world securely. **Social-Emotional:** passing others on the way supports consideration and turn-taking skills.

# Tall Castle, X-Large

NRO432



All organic Robinia products by KOMPAN are made of Robinia wood which is sourced from sustainable plantation farms. On request it can be supplied as FSC® Certified (FSC® C004450).



The paint used for coloured components is water-based, which is environmentally friendly and has excellent UV resistance. The paint is compliant with Australian Standards.



The Robinia products come in a number of standard colour options. The wood can also be supplied as untreated or with brown painted with a pigment that maintains the wood colour.

Item no. NRO432-1222	
<b>Installation Information</b>	
Max. fall height	300 cm
Safety surfacing area	279.6 m²
Total installation time	800.8
Excavation volume	0.00 m³
Concrete volume	0.00 m³
Footing depth (standard)	120 cm
Shipment weight	26,499 kg
Anchoring options	In-ground ✓
<b>Warranty Information</b>	
Galvanised Steel	Lifetime
Robinia Wood	15 years
Ropes & Nets	10 years
Spare Parts Guarantee	10 years
Stainless Steel Slide	10 years



Ropes of UV-stabilized PES rope strands with inner steel cable reinforcement. The polyester yarn is made from +95% post-consumer materials and is inductively melted onto each strand.



Curved and straight stainless-steel tunnel slides are supported by multiple steel rods to a centre steel post. KOMPAN tunnel slides have been designed with a perfect curve and inclination for a playful ride.



The wireframe tunnel is made from hot-dip galvanised high-quality steel. Corocord 16mm ropes are special 'Hercules'-type with galvanised four-stranded steel wires and a steel wire core. Each strand is tightly wrapped with PES yarn, which is then melted onto each individual strand.

**AS**  
**4685**  
compliant



# Sustainability Data

NRO432



Cradle to Gate A1-A3	Total CO <sub>2</sub> emission	CO <sub>2</sub> e/kg	Recycled materials
	kg CO <sub>2</sub> e	kg CO <sub>2</sub> e/kg	%
NRO432-1222	27,223.20	1.18	10.40

The overall framework applied for these factors is the Environmental Product Declaration (EPD), which quantifies "environmental information on the life cycle of a product and enable comparisons between products fulfilling the same function" (ISO, 2006). This follows the structure and applies a Life-Cycle Assessment approach to the entire Product stage from raw material through manufacturing (A1-A3))

Kompan A/S  
C.F. Tietgens Boulevard 32C  
DK-5220 Odense SØ  
Denmark



## Verification of CO<sub>2</sub> calculation of: Nature play



Data version no. 2023-10-05

The CO<sub>2</sub> calculation and data are in compliance with the principles of a carbon footprint impact according to the GHG protocol (Greenhouse Gas Protocol), Scope 3, cradle to gate related to all individual components in the product category: "Nature play" represented by item no.: NRO409-0621.

(Scope 3 emissions include emission sources in the upstream and downstream value chain).

Date: 30. October 2023 | Valid until: 30. October 2025  
Verified by:

Julie Marie Vejsgaard Larsen, LCA & EPD Consultant

Verification based on report: Validation of CO<sub>2</sub> calculation of 9 categories of Kompan product line, version 1.0, prepared by: Bureau Veritas HSE, Denmark: Julie M. V. Larsen.

Publication date: 30. October 2023

By Bureau Veritas HSE  
www.bureauveritas.dk  
+45 7731 1000

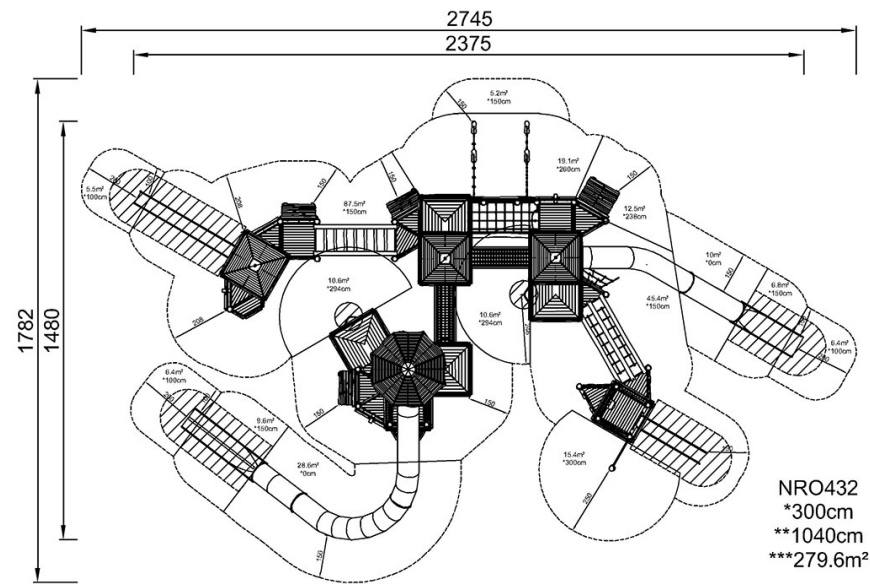


# Tall Castle, X-Large

NRO432

\* Max fall height | \*\* Total height | \*\*\* Safety surfacing area

\* Max fall height | \*\* Total height



[Click to see TOP VIEW](#)

[Click to see SIDE VIEW](#)