


Embankment Slide, 3 ft in wide

COR71100



Item no. COR711001-1230	
General Product Information	
Dimensions LxWxH	11'11"x3'5"x3'2"
Age group	2 - 12
Play capacity (users)	2
Color options	



The Embankment Slide is extremely attractive. It makes children loop uphill and slide down again and again. The Embankment Slide will be a main attraction in a playground. Apart from the immense thrill of sliding, the Embankment Slide also supports children in developing important motor skills such as the sense of balance and space. These are important in

managing the world confidently and securely. The repeated loop of sliding and running back up for one more go is great development of cardio and muscle strength. Collecting the courage to go down the tall slide adds a sweet sensation of achievement. This is a social-emotional benefit, which is further enhanced by the cooperation and turn-taking skills that

children develop in going down the slide together. The extra width allows for that, and also allows for caregivers to join in the play.



Embankment Slide, 3 ft in wide

COR71100



Wide slide

Physical: sliding develops spatial awareness and a sense of balance. Furthermore, the core muscles are trained when sitting upright going down. **Social-Emotional:** invites socializing, supports parent-child, peer-to-peer play and allows for caregiver assistance. **Cognitive:** young children develop their understanding of space, speed and distances when sliding down quickly.



Embankment Slide, 3 ft in wide

COR71100



The stainless steel components are made of high quality stainless steel in compliance with global playground standards. The steel is glass blasted after manufacturing to ensure a smooth gliding surface.



At 35°, the slide is set to the optimum angle to ensure both gliding fun and safety.



Catering to different terrains, the embankment slides are available in 9 lengths from 1 - 3m.

Item no. COR711001-1230	
Installation Information	
Max. fall height	3'4"
Safety surfacing area	136ft²
Total installation time	5.2
Excavation volume	0.9yd³
Concrete volume	0.51yd³
Footing depth (standard)	3'7"
Shipment weight	615lbs
Anchoring options	In-ground ✓
Warranty Information	
Stainless steel slide	10 Years
Spare Parts Availability	10 Years

Elevated activities 0	Accessible elevated activities	Accessible ground level activities	Accessible ground level play types
Present	0	1	1
Required	0	1	1

**ASTM
F1487**
compliant

Sustainability Data

COR71100



Cradle to Gate A1-A3	Total CO ₂ emission	CO ₂ e/kg	Recycled materials
	kg CO ₂ e	kg CO ₂ e/kg	%
COR711001-1230	506.00	4.20	50.00

The overall framework applied for these factors is the Environmental Product Declaration (EPD), which quantifies "environmental information on the life cycle of a product and enable comparisons between products fulfilling the same function" (ISO, 2006). This follows the structure and applies a Life-Cycle Assessment approach to the entire Product stage from raw material through manufacturing (A1-A3))

Kompan A/S
C.F. Tietgens Boulevard 32C
DK-5220 Odense SØ
Denmark



Verification of CO₂ calculation of: Corocord



Data version no. 2023-10-05

The CO₂ calculation and data are in compliance with the principles of a carbon footprint impact according to the GHG protocol (Greenhouse Gas Protocol), Scope 3, cradle to gate related to all individual components in the product category: "Corocord" represented by item no.: COR314011-1101.

(Scope 3 emissions include emission sources in the upstream and downstream value chain).

Date: 30. October 2023 | Valid until: 30. October 2025
Verified by:

Julie Marie Vejsgaard Larsen, LCA & EPD Consultant

Verification based on report: Validation of CO₂ calculation of 9 categories of Kompan product line, version 1.0, prepared by: Bureau Veritas HSE, Denmark: Julie M. V. Larsen.

Publication date: 30. October 2023

By Bureau Veritas HSE
www.bureauveritas.dk
+45 7731 1000

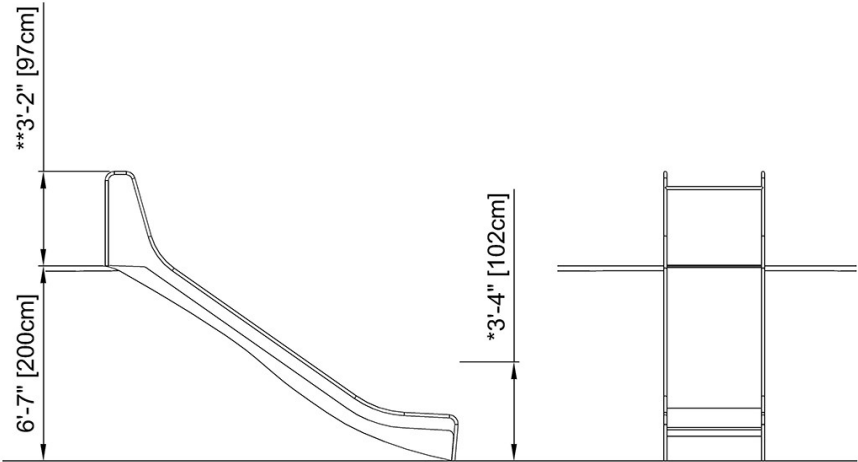
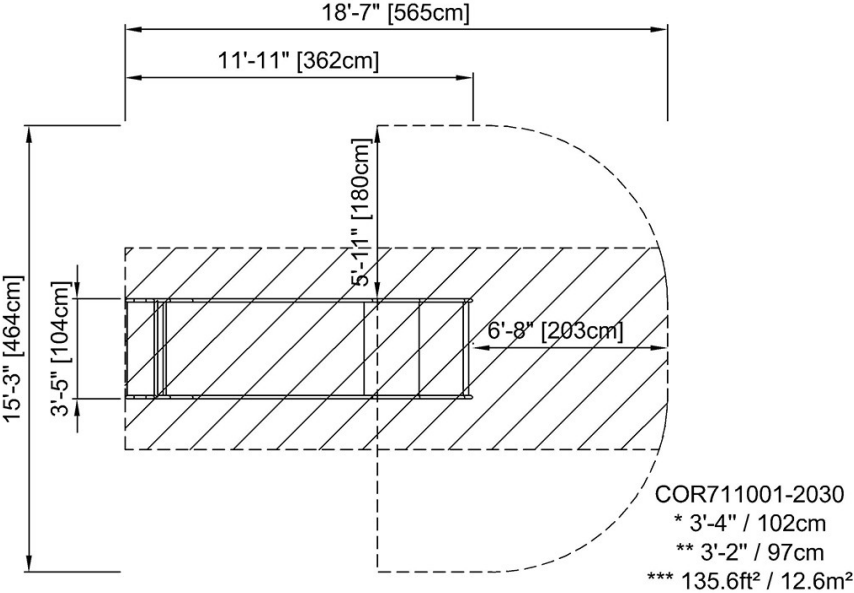


Embankment Slide, 3 ft in wide

COR71100

* Max fall height | ** Total height | *** Safety surfacing area

* Max fall height | ** Total height



COR711001-2030

[Click to see TOP VIEW](#)

[Click to see SIDE VIEW](#)