


# Water Seesaw

NRO504



Item no. NRO504-0601

### General Product Information

Dimensions LxWxH	7'7"x0'7"x2'10"
Age group	2 - 5
Play capacity (users)	2
Color options	 



The Water Seesaw will fascinate children and invite hours and hours of construction play. The Water Seesaw is a fine transporter of water and sand, leading materials from one end to the other when inclined. This trains children's construction play skills as well as their logical thinking. Adding transportation of materials to sand-and-water play has always been a

popular attraction. Children can learn to shift materials through the long tube while playing in larger groups together. This trains cooperation, negotiation and turn-taking skills, all social skills that are hard to teach, but easy to learn in play.



# Water Seesaw

NRO504



## Tilted water channel

**Social-Emotional:** children cooperate, communicate and take turns when running water through the channel. **Cognitive:** supports logical thinking and cause and effect understanding when leading materials from one end to the other. **Creative:** changing the position of the channel, making it tilt to one or the other side.



# Water Seesaw

NRO504



All Organic Robinia products by KOMPAN are made of Robinia wood from sustainable European sources. On request it can be supplied as FSC® Certified (FSC® C004450).

The hardware is made of stainless steel or galvanized steel to ensure durable connections with a high corrosion resistance.

Robinia products are available in three different wood treatment options: Untreated Robinia wood or brown painted with a pigment that maintains the wood color and colored version with paint of selected components.

Item no. NRO504-0601	
Installation Information	
Max. fall height	0'0"
Safety surfacing area	0ft²
Total installation time	2.3
Excavation volume	0.05yd³
Concrete volume	0yd³
Footing depth (standard)	2'0"
Shipment weight	146lbs
Anchoring options	In-ground ✓
Warranty Information	
Hot dip galvanized steel	Lifetime
Robinia Wood	10 Years
Spare Parts Availability	10 Years

Elevated activities 0	Accessible elevated activities	Accessible ground level activities	Accessible ground level play types
Present	0	1	1
Required	0	1	1

**ASTM  
F1487**  
compliant

# Sustainability Data

NRO504



Cradle to Gate A1-A3	Total CO <sub>2</sub> emission	CO <sub>2</sub> e/kg	Recycled materials
	kg CO <sub>2</sub> e	kg CO <sub>2</sub> e/kg	%
NRO504-0601	18.40	0.33	5.70

The overall framework applied for these factors is the Environmental Product Declaration (EPD), which quantifies "environmental information on the life cycle of a product and enable comparisons between products fulfilling the same function" (ISO, 2006). This follows the structure and applies a Life-Cycle Assessment approach to the entire Product stage from raw material through manufacturing (A1-A3))

**Kompan A/S**  
C.F. Tietgens Boulevard 32C  
DK-5220 Odense SØ  
Denmark



### Verification of CO<sub>2</sub> calculation of: Nature play



Data version no. 2023-10-05

The CO<sub>2</sub> calculation and data are in compliance with the principles of a carbon footprint impact according to the GHG protocol (Greenhouse Gas Protocol), Scope 3, cradle to gate related to all individual components in the product category: "Nature play" represented by item no.: NRO409-0621.

(Scope 3 emissions include emission sources in the upstream and downstream value chain).

**Date: 30. October 2023 | Valid until: 30. October 2025**  
**Verified by:**

Julie Marie Vejsgaard Larsen, LCA & EPD Consultant

Verification based on report: Validation of CO<sub>2</sub> calculation of 9 categories of Kompan product line, version 1.0, prepared by: Bureau Veritas HSE, Denmark: Julie M. V. Larsen.

**Publication date: 30. October 2023**

**By Bureau Veritas HSE**  
www.bureauveritas.dk  
+45 7731 1000

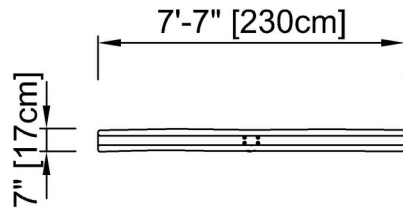


# Water Seesaw

NRO504

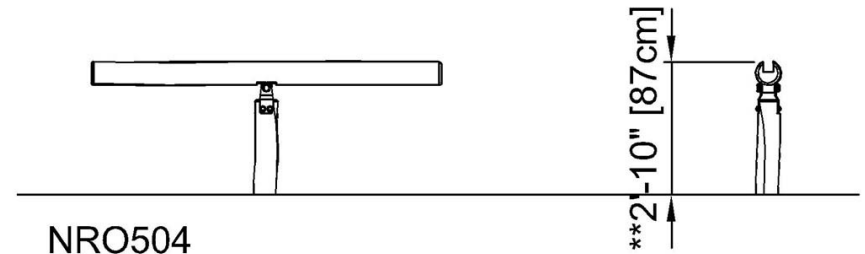
\* Max fall height | \*\* Total height | \*\*\* Safety surfacing area

\* Max fall height | \*\* Total height



NRO504-xx01

\*\* 2'-10" / 87cm



[Click to see TOP VIEW](#)

[Click to see SIDE VIEW](#)