




Item no. PCE211931-0901

General Product Information

| | |
|-----------------------|---|
| Dimensions LxWxH | 28'9"x17'0"x9'2" |
| Age group | 5 - 12 |
| Play capacity (users) | 27 |
| Color options |    |



The Lhotse offers a wealth of varied climbing and sliding. With play on all sides and plenty of ground level offerings, children will enhance their development in all areas, and they will come back for more play again and again. Physical development is supported by the rich variation of balancing, climbing, sliding, and gliding. These activities build important motor

skills like balance and coordination, which benefit children's body confidence and ultimately self confidence when being able to master new activities with friends. These experiences are also enhanced by the access and egress points of the Lhotse, which offer graded play and different levels to enter at and grow onto mastering. This supports social-

emotional skills, such as turn-taking, cooperation, and the feeling of achievement. With room for many to play and playful break points at either end, the Lhotse offers points for an active break, too, with fun play panels and megaphones to signal and communicate with friends around the structure. This is a place for making friends in play.



Megaphone

Social-Emotional: inspires communication and turn-taking skills. **Cognitive:** distortion of sound evokes curiosity and stimulates an understanding of cause and effect.



Net bridge

Physical: children develop their balance, cross coordination and spatial awareness in the open net. **Social-Emotional:** interaction with children outside, socializing. Cooperation and consideration, e.g. when passing others.



Fireman's pole

Physical: coordination is supported when going down, as well as arm and core muscles. Landing strengthens bone density, which is built for life in early childhood. **Social-Emotional:** turn-taking and risk-taking.



Somersault bar

Physical: develop balance and core when hanging from knees. Arm, leg and core muscles are developed when climbing up, somersaulting around. Balance and spatial awareness are strengthened. **Social-Emotional:** meeting, socializing and turn-taking when climbing up and down via bar.



Climbing pole

Physical: cross coordination and muscle strength are trained. **Social-Emotional:** turn-taking and cooperation.



Hammock

Physical: coordination and sense of balance when swaying. **Social-Emotional:** meeting, pushing friends gently back and forth, turn-taking. **Cognitive:** for toddlers cause and effect understanding.



Curved slide

Physical: sliding develops spatial awareness and a sense of balance. Furthermore, the core muscles are trained when sitting upright going down. **Social-Emotional:** empathy stimulated by turn-taking.



Panels of 19mm EcoCore™. EcoCore™ is a highly durable, eco friendly material, which is not only recyclable after use, but also consists of a core produced from 100% recycled material.



The ELEMENTS roofs are made of recyclable PE made from 33% post consumer recycled materials with a minimum wall thickness of 5 mm to ensure high durability in all climates around the world. The steel pipes are hot dip galvanised inside and outside for maximum durability.



Sails of commercial 95 high density PE knitted specially for sun-shade structures. The sails are treated with UV stabilizers to ensure a long life-time. The sails are supported by a hot dip galvanized steel frame and tightened by stainless steel devices.

| | |
|--------------------------|--------------------------|
| Item no. PCE211931-0901 | |
| Installation Information | |
| Max. fall height | 4'10" |
| Safety surfacing area | 819ft² |
| Total installation time | 35.4 |
| Excavation volume | 1.18yd³ |
| Concrete volume | 0.17yd³ |
| Footing depth (standard) | 2'11" |
| Shipment weight | 2169lbs |
| Anchoring options | In-ground ✓ Surface ✓ |
| Warranty Information | |
| EcoCore HDPE | Lifetime |
| Hollow PE Parts | 10 Years |
| Post | 10 Years |
| PP Decks | 10 Years |
| Spare Parts Availability | 10 Years |



The main posts are made of high quality pregalvanized steel with powder coated top finish. Post tops are closed with caps of UV stabilized nylon (PA6). The grey colored molded decks are made of 75% post-consumer waste PP material with a non-skid pattern and texture surface. All decks are supported by unique designed low-carbon aluminum profiles with multiple attachment options.



The slides are available in either molded PE in different colors or in full stainless steel AISI304 t= 2mm.



All steel activities has a unique surface treatment of hot dip galvanized base and powder coated top finish to provide durable products with long lifetime for all environments.

| Elevated activities 9 | Accessible elevated activities | Accessible ground level activities | Accessible ground level play types |
|-----------------------|--------------------------------|------------------------------------|------------------------------------|
| Present | 6 | 3 | 3 |
| Required | 5 | 3 | 3 |

**ASTM
F1487**
compliant

Sustainability Data

PCE211931



| Cradle to Gate A1-A3 | Total CO ₂ emission | CO ₂ e/kg | Recycled materials |
|----------------------|--------------------------------|-------------------------|--------------------|
| | kg CO ₂ e | kg CO ₂ e/kg | % |
| PCE211931-0901 | 2,059.60 | 2.61 | 51.90 |

The overall framework applied for these factors is the Environmental Product Declaration (EPD), which quantifies "environmental information on the life cycle of a product and enable comparisons between products fulfilling the same function" (ISO, 2006). This follows the structure and applies a Life-Cycle Assessment approach to the entire Product stage from raw material through manufacturing (A1-A3))

KOMPAN
Let's play

Kompan A/S

C.F. Tietgens Boulevard 32C
DK-5220 Odense SØ
Denmark



Verification of CO₂ calculation of: Play systems



Data version no. 2023-10-05

The CO₂ calculation and data are in compliance with the principles of a carbon footprint impact according to the GHG protocol (Greenhouse Gas Protocol), Scope 3, cradle to gate related to all individual components in the product category: "Play systems" represented by item no.: PCM200321-0950.

(Scope 3 emissions include emission sources in the upstream and downstream value chain).

Date: 30. October 2023 | Valid until: 30. October 2025

Verified by:

Julie Marie Vejsgaard Larsen, LCA & EPD Consultant

Verification based on report: Validation of CO₂ calculation of 9 categories of Kompan product line, version 1.0, prepared by: Bureau Veritas HSE, Denmark: Julie M. V. Larsen.

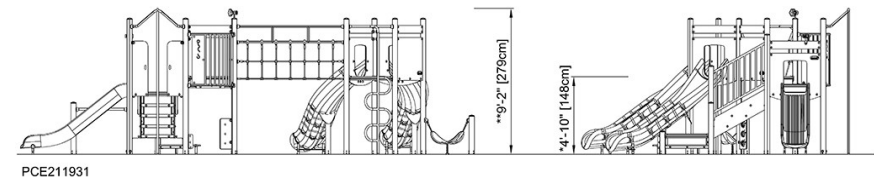
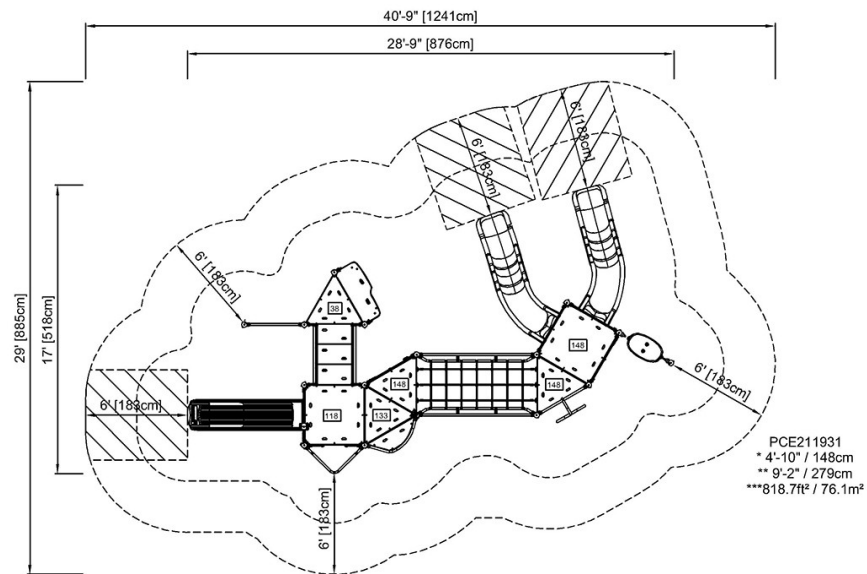
Publication date: 30. October 2023

By Bureau Veritas HSE
www.bureauveritas.dk
+45 7731 1000



* Max fall height | ** Total height | *** Safety surfacing area

* Max fall height | ** Total height



[Click to see TOP VIEW](#)

[Click to see SIDE VIEW](#)