



Ocean & Jungle with ADA Stairs

MSC6408




Item no. MSC640801-3717P	
General Product Information	
Dimensions LxWxH	508x432x286 cm
Age group	2+
Play capacity (users)	22
Colour options	



The Ocean/Jungle structure is a ship on one side and a tropical jungle on the other. Children can pretend they are crossing the ocean on the ocean side and to reach a mysterious tropical island on the other. Children can steer the ship from the cabin and keep watch at the balcony, alternatively they can slide down the curly climber to enter the jungle. In the jungle

children will find a hidden snake, a climbing wall, a vertical play panel and a play counter. The ship offers a bench for rest down below deck, while the jungle has its own lower cabin space. Children will be delighted to find two hidden spaces underneath the structure, where they can take shelter from the jungle or the rough seas. The smaller space under the

climbing wall serves as an intriguing place to hide and look out at the world. The small holes on the climbing wall encourage discovery play. Children will interact with their shipmates and fellow explorers through the holes looking from either side.



Ocean & Jungle with ADA Stairs

MSC6408



Curly climber

Physical: coordination and proprioception are supported when placing arms and legs correctly for going down. Sense of balance when rotating. Arm muscles for holding tight. **Social-Emotional:** empathy stimulated by turn-taking. **Cognitive:** logical thinking when placing arms and legs right for rotating downwards.



Desk

Social-Emotional: fine meeting place and a space creator. Sharing and cooperation from both sides create a social scenario that supports communication and cooperation.



Megaphone

Social-Emotional: inspires communication and turn-taking skills. **Cognitive:** distortion of sound evokes curiosity and stimulates an understanding of cause and effect.



Curved climbing wall

Physical: children develop their cross-body coordination, proprioception and leg, arm and hand strength. Climbing on a curved surface is an extra challenge to muscles.



Accessible stairway

Physical: climbing the accessible stairway is for all and supports cross coordination as well as arm and leg muscles. For young children, walking stairs and alternating feet is developed. **Social-Emotional:** room for active breaks and adult helpers. An inclusive space.



Den

Physical: crawling through the possible openings trains spatial awareness. **Social-Emotional:** the enclosed space invites social play for two or three children.



Slide

Physical: sliding develops spatial awareness and a sense of balance. Furthermore, the core muscles are trained when sitting upright going down. **Social-Emotional:** empathy stimulated by turn-taking. **Cognitive:** young children develop their understanding of space, speed and distances when sliding down quickly.

Ocean & Jungle with ADA Stairs

MSC6408



Panels of 19mm EcoCore™. EcoCore™ is a highly durable, eco friendly material, which is not only recyclable after use, but also consists of material produced from +95% recycled post consumer material from food packing waste.



All floors are made of High Pressure Laminate HPL with a thickness 17.8mm and non skid surface texture according to EN 438-6. KOMPAN HPL has high wearing strength to ensure long lifetime in all climates.



Curved climbing wall is made of Ekogrip® panel that consist of a 15mm thick PE base with 3 mm top-layer of soft rubber with a non-skid effect.



Molded PE slides made with 33% post-consumer materials in different colors in one-piece design with a wall thickness of minimum 5mm. The PE is tested for UV stability and has excellent impact strength and it is usable within a large temperature span.



The steel surfaces are hot dip galvanised inside and outside with lead free zinc. The galvanisation has excellent corrosion resistance in outside environments and requires low maintenance.



The stainless-steel activities are made of high-quality stainless steel. The steel is cleaned by a total pickling process after manufacturing to ensure a smooth and clean gliding surfaces.

Item no. MSC640801-3717P

Installation Information

Max. fall height	226 cm
Safety surfacing area	40.8 m²
Total installation time	24.8
Excavation volume	0.91 m³
Concrete volume	0.00 m³
Footing depth (standard)	90 cm
Shipment weight	803 kg
Anchoring options	In-ground ✓ Surface ✓


Warranty Information

EcoCore HDPE	Lifetime
Hot dip galvanised steel	Lifetime
HPL decks	15 years
Spare parts guaranteed	10 years
Stainless steel components	Lifetime



Sustainability Data

MSC6408



Cradle to Gate A1-A3	Total CO ₂ emission	CO ₂ e/kg	Recycled materials
	kg CO ₂ e	kg CO ₂ e/kg	%
MSC640801-3717P	1,395.10	2.15	54.80

The overall framework applied for these factors is the Environmental Product Declaration (EPD), which quantifies "environmental information on the life cycle of a product and enable comparisons between products fulfilling the same function" (ISO, 2006). This follows the structure and applies a Life-Cycle Assessment approach to the entire Product stage from raw material through manufacturing (A1-A3))

Kompan A/S
C.F. Tietgens Boulevard 32C
DK-5220 Odense SØ
Denmark



Verification of CO₂ calculation of: Themed play systems



Data version no. 2023-10-05

The CO₂ calculation and data are in compliance with the principles of a carbon footprint impact according to the GHG protocol (Greenhouse Gas Protocol), Scope 3, cradle to gate related to all individual components in the product category: "Themed play systems" represented by item no.: MSC641100-3717P.

(Scope 3 emissions include emission sources in the upstream and downstream value chain).

Date: 30. October 2023 | Valid until: 30. October 2025
Verified by:

Julie Marie Vejsgaard Larsen, LCA & EPD Consultant

Verification based on report: Validation of CO₂ calculation of 9 categories of Kompan product line, version 1.0, prepared by: Bureau Veritas HSE, Denmark: Julie M. V. Larsen.

Publication date: 30. October 2023

By Bureau Veritas HSE
www.bureauveritas.dk
+45 7731 1000

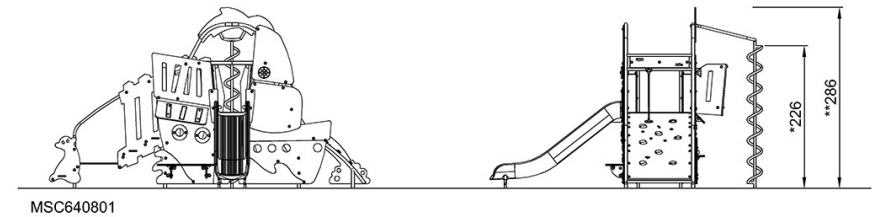
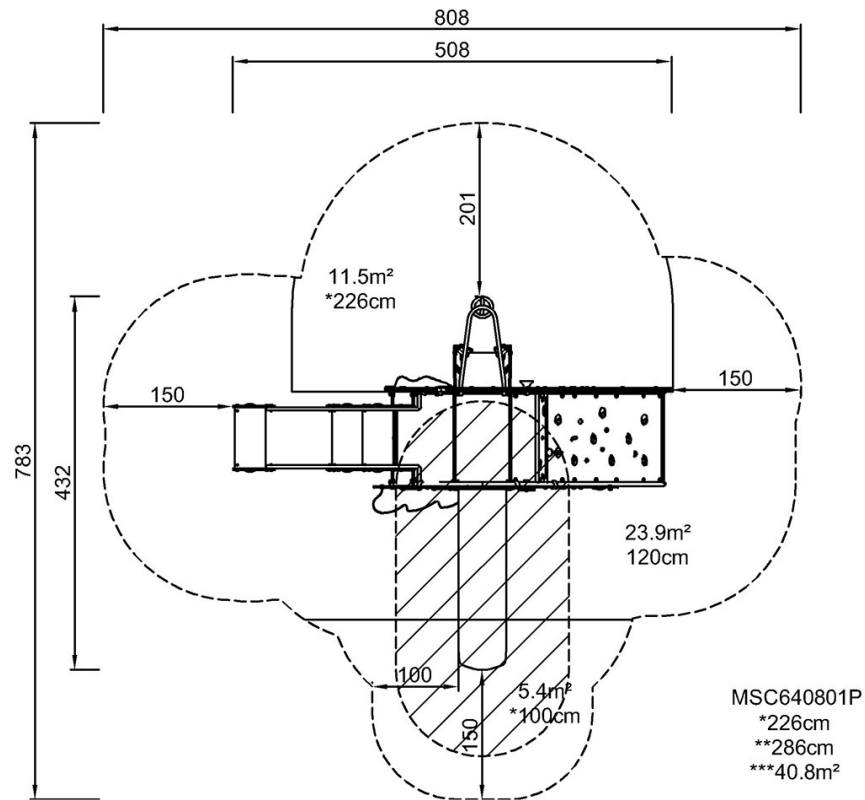


Ocean & Jungle with ADA Stairs

MSC6408

* Max fall height | ** Total height | *** Safety surfacing area

* Max fall height | ** Total height



[Click to see TOP VIEW](#)

[Click to see SIDE VIEW](#)