

# Double Tower with Valley Bridge

NRO2004


**KOMPAN**  
Let's play



Item no. NRO2004-1021

## General Product Information

Dimensions LxWxH	734x620x417 cm
Age group	6+
Play capacity (users)	22
Colour options	



Hugely irresistible with its wide variety of play activities. The fun and scaled play challenges make children want to play for a long time and come back again and again. The wonderful coconut rope slopes upwards, swaying gently as the children balance their way up or down, naturally cooperating on staying stable on the sloping rope. The two climbing nets require

gradual experience when entering the tower. The high tower also has climbing steps on one side. Climbing is a great training exercise for muscles as well as motor skills such as cross-body coordination. This again trains cross-modal perception which is necessary e.g. in reading. The rotating gliding movement on the curly climber apart from being joyful, trains the

motor skills that prepare the child for important life skills such as secure navigation of space, for instance in traffic. A wonderful graded play combination.



# Double Tower with Valley Bridge

NRO2004



## Banister bars

**Physical:** coordination is supported when going down, as well as arm and core muscles. Landing strengthens bone density, which is built for life in childhood. **Social-Emotional:** turn-taking and risk-taking.



## Coconut rope bridge

**Physical:** the bridge sways gently, training the sense of balance and space when the child balances across. These motor skills in combination are great for learning how to navigate the body in space. **Social-Emotional:** children swaying together on the rope experience their own and others' movements. This spurs cooperation and consideration, e.g. when passing others on the rope.



## Climbing wall

**Physical:** supports cross coordination and leg, arm and hand strength. Climbing through the holes trains proprioception. **Social-Emotional:** children develop courage when climbing up high. This positively affects self-confidence.



## Climbing net

**Physical:** children develop cross-body coordination and muscle strength when climbing. The big meshes allow for climbing and crawling through, supporting proprioception and spatial awareness. **Social-Emotional:** the big meshes allow for more children to sit together and talk.



## Curly climber

**Physical:** coordination and proprioception are supported when placing arms and legs correctly for going down. Sense of balance when rotating. Arm muscles for holding tight. **Social-Emotional:** empathy stimulated by turn-taking. **Cognitive:** logical thinking when placing arms and legs right for rotating downwards.



## Climbing net

**Physical:** the inclined net supports the upward climbing movement of the body. The net supports cross-body coordination, which impacts coordination of the right and left part of brain, fundamental for other skills such as the ability to read. The asymmetry of the net challenges the children's climbing.



## Inside seat

**Social-Emotional:** meeting, sharing and having a break.

# Double Tower with Valley Bridge

NRO2004



All Organic Robinia products by KOMPAN are made of Robinia wood from sustainable European sources. On request it can be supplied as FSC® Certified (FSC® C004450).



The paint used for coloured components is water based environmental friendly with excellent UV resistance. The paint is in compliance with EN 71 Part 3.



The Robinia products are designed with a KOMPAN colour concept with a number of different standard colours. The wood can also be supplied as untreated or with brown painted with a pigment that maintains the wood colour.

Item no. NRO2004-1021

## Installation Information

Max. fall height	300 cm
Safety surfacing area	68.6 m²
Total installation time	39.0
Excavation volume	2.82 m³
Concrete volume	1.24 m³
Footing depth (standard)	100 cm
Shipment weight	1,658 kg
Anchoring options	In-ground ✓

## Warranty Information

Robinia wood	15 years
Ropes & nets	10 years
Spare parts guaranteed	10 years
Stainless steel components	Lifetime



The product/activities are preassembled from the factory to ensure all safety requirements are considered.



Ropes of UV-stabilized PES rope strands with inner steel cable reinforcement. The polyester yarn is made from +95% post-consumer materials and is inductively melted onto each strand.





# Sustainability Data

NRO2004



Cradle to Gate A1-A3	Total CO <sub>2</sub> emission	CO <sub>2</sub> e/kg	Recycled materials
	kg CO <sub>2</sub> e	kg CO <sub>2</sub> e/kg	%
NRO2004-1021	896.40	0.59	5.60

The overall framework applied for these factors is the Environmental Product Declaration (EPD), which quantifies "environmental information on the life cycle of a product and enable comparisons between products fulfilling the same function" (ISO, 2006). This follows the structure and applies a Life-Cycle Assessment approach to the entire Product stage from raw material through manufacturing (A1-A3))

## Verification of CO<sub>2</sub> calculation of: Nature play



Data version no. 2023-10-05

The CO<sub>2</sub> calculation and data are in compliance with the principles of a carbon footprint impact according to the GHG protocol (Greenhouse Gas Protocol), Scope 3, cradle to gate related to all individual components in the product category: "Nature play" represented by item no.: NRO409-0621.

(Scope 3 emissions include emission sources in the upstream and downstream value chain).

Date: 30. October 2023 | Valid until: 30. October 2025

Verified by:

Julie Marie Vejsgaard Larsen, LCA & EPD Consultant

Verification based on report: Validation of CO<sub>2</sub> calculation of 9 categories of Kompan product line, version 1.0, prepared by: Bureau Veritas HSE, Denmark: Julie M. V. Larsen.

Publication date: 30. October 2023



By Bureau Veritas HSE  
www.bureauveritas.dk  
+45 7731 1000

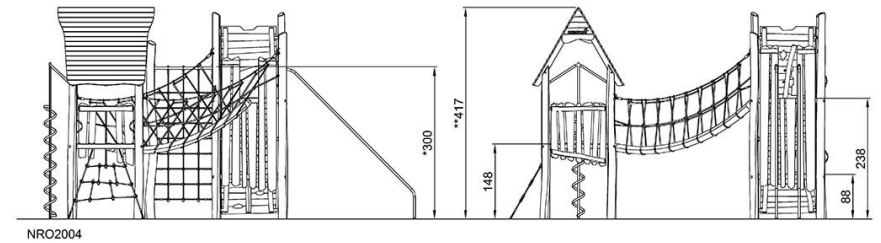
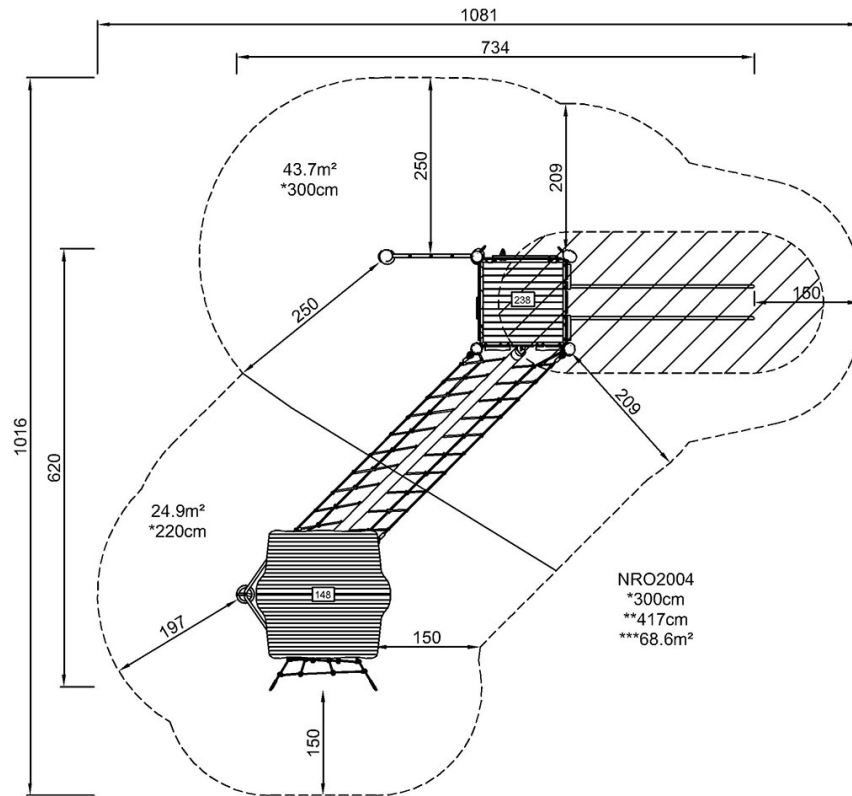


# Double Tower with Valley Bridge

NRO2004

\* Max fall height | \*\* Total height | \*\*\* Safety surfacing area

\* Max fall height | \*\* Total height



[Click to see TOP VIEW](#)

[Click to see SIDE VIEW](#)