

Four Tower Castle


PCM410731

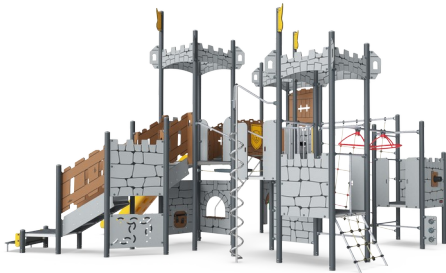


Wow! The Four Tower Castle is an immense play inspiration that will attract children to play for a long time. It will inspire dramatic play again and again, thanks to the exciting play spaces on ground level: the slime door sets a prison theme, and the treasure chest begs to be explored. Dramatic play stimulates language development and social interaction in

children. The Four Tower Castle is also rich with physical play challenges and inspiration. Multiple thrilling slides or glides train the senses of space and balance. The Curly Climber adds a rotating motion, as does the Turbo Challenge. By hanging from arms and legs and spinning with friends it is truly thrilling. It is a great developer of social skills, such as

turn-taking, and it also trains proprioception and logical thinking skills.

Item no. PCM410731-0901	
General Product Information	
Dimensions LxWxH	23'5"x25'2"x15'5"
Age group	5 - 12
Play capacity (users)	42
Color options	



Four Tower Castle

PCM410731



Turbo challenge

Physical: upper body muscles are trained when hanging. Agility, proprioception and coordination are trained when spinning from one ring to the next. Spatial awareness and sense of balance are trained by the rotating motion. **Social-Emotional:** the sections of each of the spinners allow for more children hanging in arms or knees, cooperating. This trains empathy and turn-taking skills.



Treasure box

Cognitive: object permanence: hiding objects and finding them again. Spurs exploration and dramatic play, stimulating conversations.



Curly climber

Physical: coordination and proprioception are supported when placing arms and legs correctly for going down. Sense of balance when rotating. Arm muscles for holding tight. **Social-Emotional:** empathy stimulated by turn-taking. **Cognitive:** logical thinking when placing arms and legs right for rotating downward.



Climbing net

Physical: children develop cross-body coordination and muscle strength. The asymmetry of the net challenges the children's climbing and crawling through. **Social-Emotional:** the big meshes allow for more children seated together, sharing.



Banister bars

Physical: coordination is supported when going down, as well as arm and core muscles. Landing strengthens bone density, which is built for life in childhood. **Social-Emotional:** turn-taking and risk-taking.



Slime door

Physical: tactile stimulation from moving the body through rubber slime door. **Social-Emotional:** stimulates turn-taking.



Slide

Physical: sliding develops spatial awareness and a sense of balance. Furthermore, the core muscles are trained when sitting upright going down. **Social-Emotional:** empathy stimulated by turn-taking.

Four Tower Castle

PCM410731



Panels of 19mm EcoCore™. EcoCore™ is a highly durable, eco friendly material, which is not only recyclable after use, but also consists of a core produced from 100% recycled material.



Main posts with hot dip galvanized steel footing are available in different materials: Pressure impregnated pine wood posts. Pre-galvanized inside and outside with powder coated top finish steel posts. Lead free aluminium with color anodized top finish.



All decks are supported by uniquely designed low-carbon aluminum profiles with multiple attachment options. The grey-colored molded decks are made of 75% post-consumer ocean waste PP material with a non-skid pattern and texture surface.

Item no. PCM410731-0901	
Installation Information	
Max. fall height	9'4"
Safety surfacing area	1012ft²
Total installation time	56.1
Excavation volume	3.82yd³
Concrete volume	1.48yd³
Footing depth (standard)	2'11"
Shipment weight	4514lbs
Anchoring options	In-ground ✓ Surface ✓
Warranty Information	
EcoCore HDPE	Lifetime
Post	10 Years
PP Decks	10 Years
Ropes & nets	10 Years
Spare Parts Availability	10 Years



The slides can be chosen in different materials and colors: Straight or curved molded PE slides in yellow or grey color. Full stainless steel in on-piece design for more vandalism proof solutions.



The stainless-steel activities are made of high-quality stainless steel. The steel is cleaned by a total pickling process after manufacturing to ensure a smooth and clean gliding surfaces.



Nets and ropes are made of UV-stabilized PA with inner steel cable reinforcement. The rope is induction treated in order to create a strong connection between steel and rope which leads to good wear resistance.

Elevated activities 12	Accessible elevated activities	Accessible ground level activities	Accessible ground level play types
Present	8	4	3
Required	6	4	3

**ASTM
F1487**
compliant

Sustainability Data

PCM410731



Cradle to Gate A1-A3	Total CO ₂ emission	CO ₂ e/kg	Recycled materials
	kg CO ₂ e	kg CO ₂ e/kg	%
PCM410731-0901	3,621.50	2.32	62.90

The overall framework applied for these factors is the Environmental Product Declaration (EPD), which quantifies "environmental information on the life cycle of a product and enable comparisons between products fulfilling the same function" (ISO, 2006). This follows the structure and applies a Life-Cycle Assessment approach to the entire Product stage from raw material through manufacturing (A1-A3))



Kompan A/S
C.F. Tietgens Boulevard 32C
DK-5220 Odense SØ
Denmark



Verification of CO₂ calculation of: Themed play systems



Data version no. 2023-10-05

The CO₂ calculation and data are in compliance with the principles of a carbon footprint impact according to the GHG protocol (Greenhouse Gas Protocol), Scope 3, cradle to gate related to all individual components in the product category: "Themed play systems" represented by item no.: MSC641100-3717P.

(Scope 3 emissions include emission sources in the upstream and downstream value chain).

Date: 30. October 2023 | Valid until: 30. October 2025
Verified by:

Julie Marie Vejsgaard Larsen, LCA & EPD Consultant

Verification based on report: Validation of CO₂ calculation of 9 categories of Kompan product line, version 1.0, prepared by: Bureau Veritas HSE, Denmark: Julie M. V. Larsen.

Publication date: 30. October 2023

By Bureau Veritas HSE
www.bureauveritas.dk
+45 7731 1000

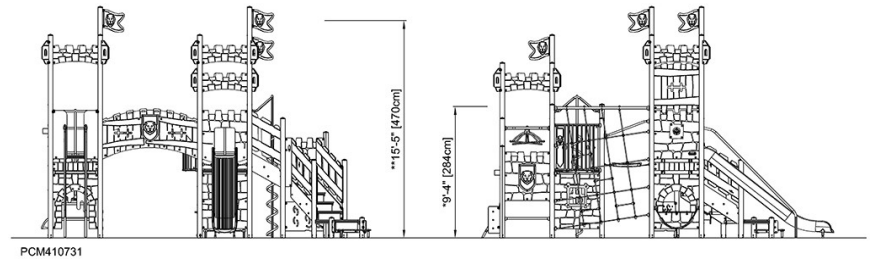
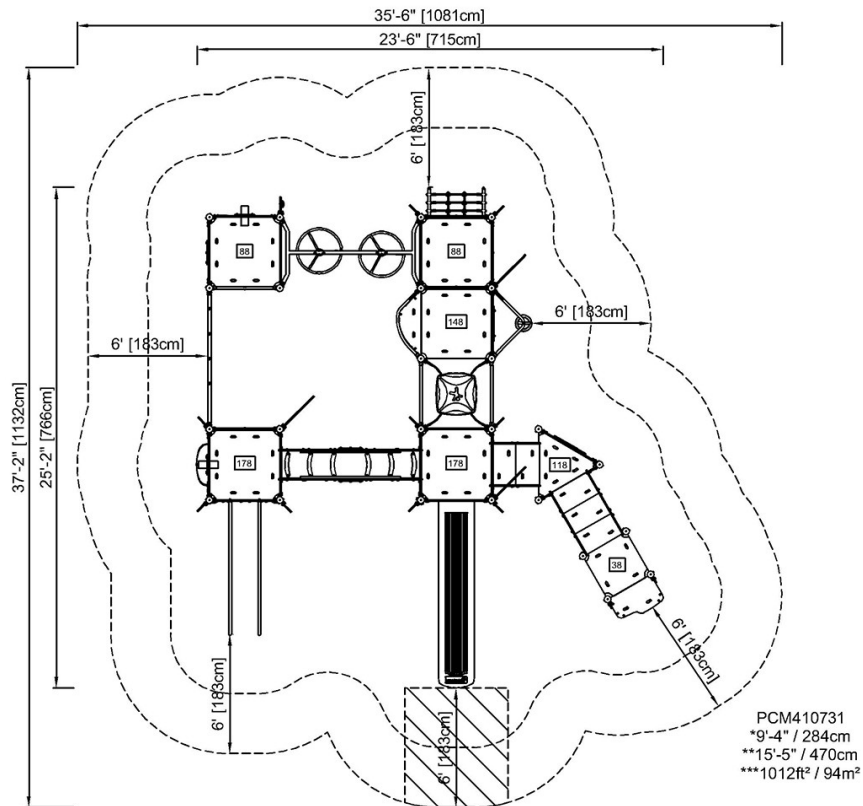


Four Tower Castle

PCM410731

* Max fall height | ** Total height | *** Safety surfacing area

* Max fall height | ** Total height



[Click to see TOP VIEW](#)

[Click to see SIDE VIEW](#)