

Sand Desk with Seats



PCM502



The Sand Desk with Seats immediately attracts and welcomes infants and toddlers with its age appropriate size and cute floral theme. The desk provides an ergonomically perfect place to work with loose parts, together with friends or care givers. The yellow bowl is a perfect container for materials. It can be lifted and emptied, a favourite activity for young children.

The Sand Desk with Seats encourages social play: the three seats are placed to ensure eye contact. Adults can sit on the table to informally or formally guide the play. The Sand Desk with Seats offers toddlers an opportunity to break out from the wilder action in playgrounds. This respite adds to the time they can spend in play. It gives the chance to watch and be inspired by

peers in the playground. And to socialize and make friends.

| | |
|-----------------------------|---|
| Item no. PCM502-0601 | |
| General Product Information | |
| Dimensions LxWxH | 135x128x42 cm |
| Age group | 6m+ |
| Play capacity (users) | 3 |
| Colour options |   |



Sand Desk with Seats

PCM502



Water basin

Social-Emotional: meeting point for cooperation and sharing. **Cognitive:** the basin can be lifted and emptied, adding to play as well as to logical thinking skills.




Seat


Social-Emotional: offers a point for retraction and a point for meeting and sharing.

Sand Desk with Seats

PCM502



Panels of 19mm EcoCore™. EcoCore™ is a highly durable, eco friendly material, which is not only recyclable after use, but also consists of material produced from +95% recycled post consumer material from food packing waste.



The steel surfaces are hot dip galvanized inside and outside with lead free zinc. The galvanization has excellent corrosion resistance in outside environments and requires low maintenance.

| | |
|--------------------------|--------------------------|
| Item no. PCM502-0601 | |
| Installation Information | |
| Max. fall height | 22 cm |
| Safety surfacing area | 14.3 m² |
| Total installation time | 2.6 |
| Excavation volume | 0.22 m³ |
| Concrete volume | 0.00 m³ |
| Footing depth (standard) | 65 cm |
| Shipment weight | 83 kg |
| Anchoring options | In-ground ✓ Surface ✓ |
| Warranty Information | |
| EcoCore HDPE | Lifetime |
| Hot dip galvanised steel | Lifetime |
| Solid plastic parts | 10 years |
| Spare parts guaranteed | 10 years |



Sustainability Data

PCM502



| Cradle to Gate A1-A3 | Total CO ₂ emission | CO ₂ e/kg | Recycled materials |
|----------------------|--------------------------------|-------------------------|--------------------|
| | kg CO ₂ e | kg CO ₂ e/kg | % |
| PCM502-0601 | 88.70 | 2.03 | 61.90 |

The overall framework applied for these factors is the Environmental Product Declaration (EPD), which quantifies "environmental information on the life cycle of a product and enable comparisons between products fulfilling the same function" (ISO, 2006). This follows the structure and applies a Life-Cycle Assessment approach to the entire Product stage from raw material through manufacturing (A1-A3))

KOMPAN
Let's play

Kompan A/S

C.F. Tietgens Boulevard 32C
DK-5220 Odense SØ
Denmark



Verification of CO₂ calculation of: Themed play systems



Data version no. 2023-10-05

The CO₂ calculation and data are in compliance with the principles of a carbon footprint impact according to the GHG protocol (Greenhouse Gas Protocol), Scope 3, cradle to gate related to all individual components in the product category: "Themed play systems" represented by item no.: MSC641100-3717P.

(Scope 3 emissions include emission sources in the upstream and downstream value chain).

Date: 30. October 2023 | Valid until: 30. October 2025

Verified by:

Julie Marie Vejsgaard Larsen, LCA & EPD Consultant

Verification based on report: Validation of CO₂ calculation of 9 categories of Kompan product line, version 1.0, prepared by: Bureau Veritas HSE, Denmark: Julie M. V. Larsen.

Publication date: 30. October 2023

By Bureau Veritas HSE
www.bureauveritas.dk
+45 7731 1000

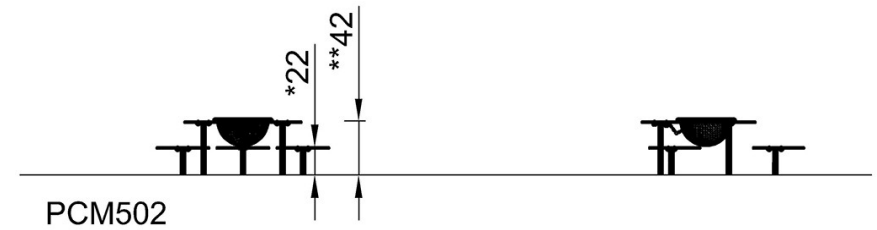
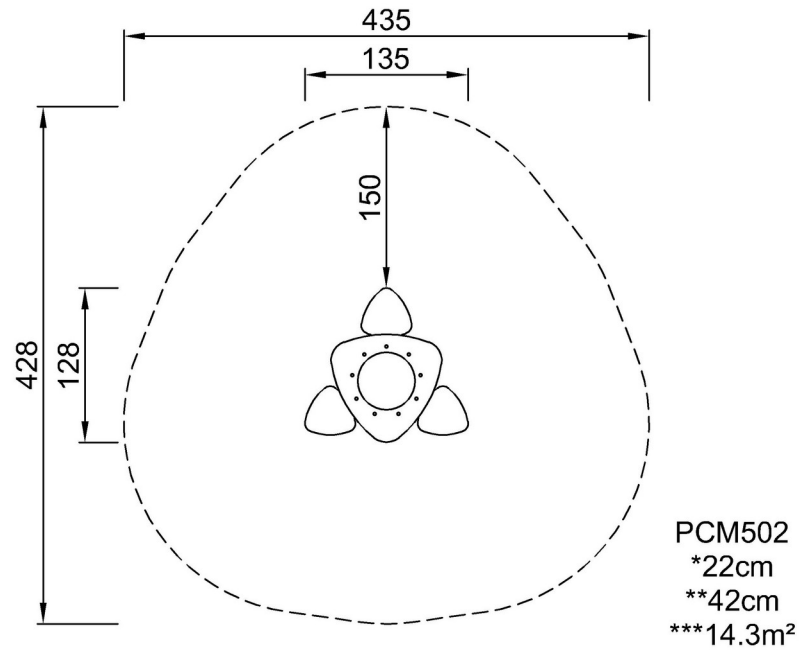


Sand Desk with Seats

PCM502

* Max fall height | ** Total height | *** Safety surfacing area

* Max fall height | ** Total height



[Click to see TOP VIEW](#)

[Click to see SIDE VIEW](#)