




# Mega Deck with Banister Bars


NRO1025



This multilevel, multi-activity play structure allows varied accesses to the elevated level. From here the child can choose between a traditional slide down or, alternatively, the great bannister bars. It's designed to allow for children with walkers or wheelchairs using the stairway, which complies with the American's with Disabilities' Act Guidelines for Accessibility.

The stairway is wide enough for an adult caregiver to assist a child upwards. The product is available as FSC® Certified (FSC® C004450) robinia wood on request.

|                             |   |
|-----------------------------|---|
| Item no. NRO1025-1021       |   |
| General Product Information |   |
| Dimensions LxWxH            | 587x498x417 cm  |
| Age group                   | 4+  |
| Play capacity (users)       | 16  |
| Colour options              |    |



# Mega Deck with Banister Bars

NRO1025



## Climbing wall

**Physical:** supports cross coordination and leg, arm and hand strength. Climbing through the hole trains proprioception. **Social-Emotional:** children develop courage when climbing up high. This positively affects self-confidence.



## Accessible stairway

**Physical:** climbing the accessible stairway is for all and supports cross coordination as well as arm and leg muscles. For young children, walking stairs and alternating feet is developed. **Social-Emotional:** room for active breaks and adult helpers. An inclusive space.



## Slide

**Physical:** sliding develops spatial awareness and a sense of balance. Furthermore, the core muscles are trained when sitting upright going down. **Social-Emotional:** empathy stimulated by turn-taking.



## Banister bars

**Physical:** coordination is supported when going down, as well as arm and core muscles. Landing strengthens bone density, which is built for life in childhood. **Social-Emotional:** turn-taking and risk-taking.



## Side desk

**Social-Emotional:** fine meeting place and a space creator. Sharing and cooperation from both sides create a social scenario that supports communication and cooperation.

# Mega Deck with Banister Bars

NRO1025



All Organic Robinia products by KOMPAN are made of Robinia wood from sustainable European sources. On request it can be supplied as FSC® Certified (FSC® C004450).



The paint used for coloured components is water based environmentally friendly with excellent UV resistance. The paint is in compliance with EN 71 Part 3.



The product/activities are preassembled from the factory to ensure all safety requirements are considered.

Item no. NRO1025-1021

## Installation Information

|                          |             |
|--------------------------|-------------|
| Max. fall height         | 210 cm      |
| Safety surfacing area    | 47.0 m²     |
| Total installation time  | 36.9        |
| Excavation volume        | 1.67 m³     |
| Concrete volume          | 0.17 m³     |
| Footing depth (standard) | 100 cm      |
| Shipment weight          | 1,706 kg    |
| Anchoring options        | In-ground ✓ |

## Warranty Information

|                            |          |
|----------------------------|----------|
| Robinia wood               | 15 years |
| Ropes & nets               | 10 years |
| Spare parts guaranteed     | 10 years |
| Stainless steel components | Lifetime |
| Stainless steel components | Lifetime |



Molded PE slides made with 33% post-consumer materials in different colors in one-piece design with a wall thickness of minimum 5mm. The PE is tested for UV stability and has excellent impact strength and it is usable within a large temperature span.



The hardware is made of stainless steel or galvanised steel to ensure durable connections with a high corrosion resistance.



The Robinia products are designed with a KOMPAN colour concept with a number of different standard colours. The wood can also be supplied as untreated or with brown painted with a pigment that maintains the wood colour.



# Sustainability Data

NRO1025



| Cradle to Gate A1-A3 | Total CO <sub>2</sub> emission | CO <sub>2</sub> e/kg    | Recycled materials |
|----------------------|--------------------------------|-------------------------|--------------------|
|                      | kg CO <sub>2</sub> e           | kg CO <sub>2</sub> e/kg | %                  |
| NRO1025-1021         | 535.30                         | 0.38                    | 4.40               |

The overall framework applied for these factors is the Environmental Product Declaration (EPD), which quantifies "environmental information on the life cycle of a product and enable comparisons between products fulfilling the same function" (ISO, 2006). This follows the structure and applies a Life-Cycle Assessment approach to the entire Product stage from raw material through manufacturing (A1-A3))

## Verification of CO<sub>2</sub> calculation of: Nature play



Data version no. 2023-10-05

The CO<sub>2</sub> calculation and data are in compliance with the principles of a carbon footprint impact according to the GHG protocol (Greenhouse Gas Protocol), Scope 3, cradle to gate related to all individual components in the product category: "Nature play" represented by item no.: NRO409-0621.

(Scope 3 emissions include emission sources in the upstream and downstream value chain).

Date: 30. October 2023 | Valid until: 30. October 2025

Verified by:

Julie Marie Vejsgaard Larsen, LCA & EPD Consultant

Verification based on report: Validation of CO<sub>2</sub> calculation of 9 categories of Kompan product line, version 1.0, prepared by: Bureau Veritas HSE, Denmark: Julie M. V. Larsen.

Publication date: 30. October 2023



By Bureau Veritas HSE  
www.bureauveritas.dk  
+45 7731 1000

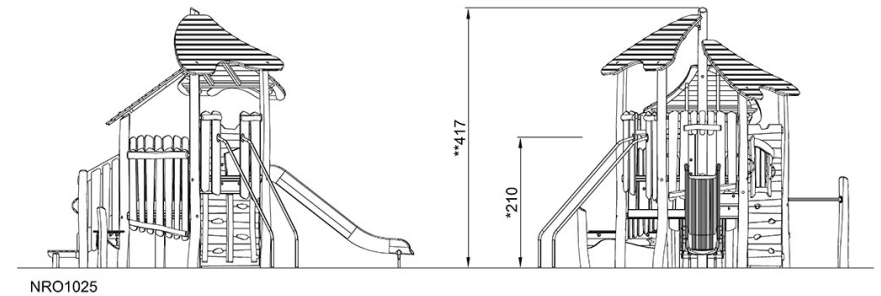
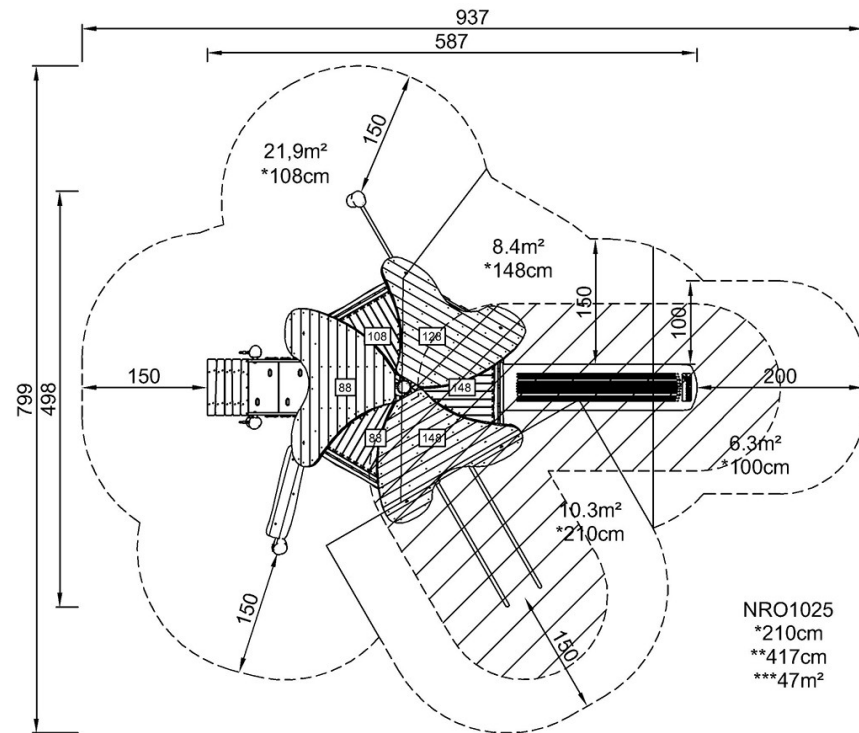


# Mega Deck with Banister Bars

NRO1025

\* Max fall height | \*\* Total height | \*\*\* Safety surfacing area

\* Max fall height | \*\* Total height



[Click to see TOP VIEW](#)

[Click to see SIDE VIEW](#)