

Aldebaran

GXY941

KOMPAN
Let's play



This sculptural constellation represents a host of challenging play activities, created by a fantastic combination of shapes and colours. This Constellation encourages many games and competitions, and offers many opportunities for climbing - on the rocking tube, the curved climbing plate or the Meteor Shower, where everything rocks and sways. At


both ends of the structure there are shelters for resting, meeting, observation and hanging out with the Play shells and a top placed triangle in the stabile and the hidden space under the climbing wall in the anchor. The rocking elements train the child's motor skills ABC: Agility, Balance and Coordination. Muscles are strengthened when conquering the rocking

tube, the ladders twisted shape is a challenge of coordination as well as logical thinking. The play shells at both ends are wonderful, wobbly meeting places that support social-emotional skills, such as turn-taking and socializing.

Item no. GXY941012-3717

General Product Information

Dimensions LxWxH	932x427x265 cm
Age group	6+
Play capacity (users)	21
Colour options	



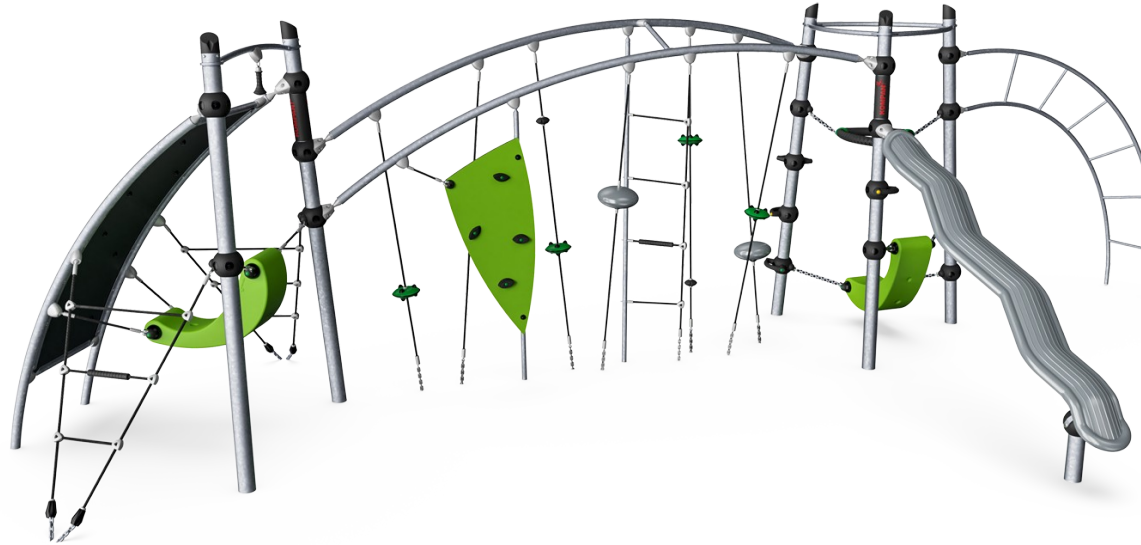
Aldebaran

GXY941



Curved climbing wall

Physical: children develop their cross-body coordination, proprioception and leg, arm and hand strength. Climbing on a curved surface is an extra challenge to muscles.



Rope ladder

Physical: cross coordination is supported when children climb the ladder. The climbing also trains leg and arm muscles.



Meteor shower link

Physical: agility, balance and coordination when climbing and swaying on ropes. Arm, leg, and core muscles are strengthened. These are important for posture control and sitting still. **Social-Emotional:** turn-taking and consideration of others when climbing through. These skills are hard to teach but easy to learn in play.



Open triangle plate

Physical: arm, leg and core muscles are developed by climbing up and through. Proprioception and spatial awareness are supported, both motor skills that help navigating the body in space. **Social-Emotional:** swaying seat for a break, inviting socializing and turn-taking.



Jacob's ladder

Physical: cross coordination and spatial awareness as well as upper body muscles when hanging with arms. This is especially important due to sedentary lifestyles of today's children. **Social-Emotional:** turn-taking and cooperation. **Cognitive:** logical thinking when going from 2nd to 3rd step, changing feet.



Rocking tube

Physical: muscle strength, balance and coordination when climbing up and down, rocking and holding tight.



Play shell

Physical: the swaying movement stimulates the sense of balance, necessary to sit still on a chair. **Social-Emotional:** meeting, taking a break and turn-taking are supported, skills necessary to learn how to avoid conflicts.

Aldebaran

GXY941



The steel surfaces are hot dip galvanized inside and outside with lead free zinc. The galvanization has excellent corrosion resistance in outside environments and requires low maintenance.



Hollow plastic components are made of 100% recyclable PE made from 33% post-consumer materials. The play shell displayed is molded in one piece with minimum 5mm wall thickness to ensure high durability in all climates around the world.



GALAXY climbing triangle with outer soft layer of PUR and corner brackets of moulded nylon (PA6). The core consist of a powder coated welded steel frame with integrated corner suspension points. Larger triangles are closed with an 18mm thick Ekogrip® panel that has a top-layer of rubber with a non-skid effect.



The curved climbing wall is made of a steel frame supported Ekogrip® panel with unique designed climbing cleats. The Ekogrip® panel consist of a 15mm thick PE base with 3 mm top-layer of rubber with a non-skid effect.



The unique designed GALAXY connection ball is made with an inner circular core of aluminium surrounded by a shell of hard PP with a outer layer of soft TPV rubber. Flexible lead free aluminium connectors allow for installation in variable angles.



Galaxy products are available in different colour combinations with either hot dip galvanized steel surface treatment or optional with powder top finish of selected steel components. Colours of the activities are adjusted to support the individual colour combination.

Item no. GXY941012-3717

Installation Information

Max. fall height	257 cm
Safety surfacing area	64.3 m²
Total installation time	24.0
Excavation volume	5.66 m³
Concrete volume	1.80 m³
Footing depth (standard)	90 cm
Shipment weight	845 kg
Anchoring options	In-ground ✓ Surface ✓

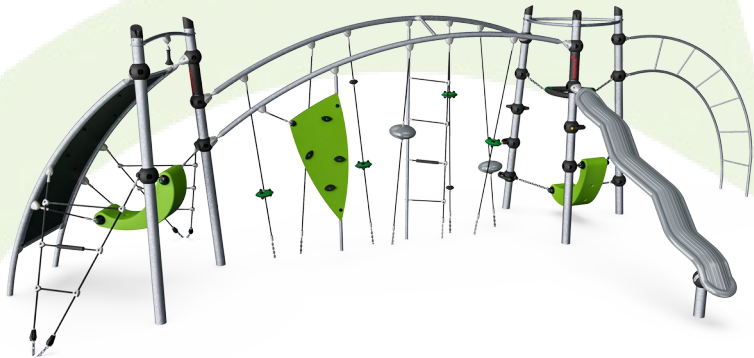
Warranty Information

Connection ball	10 years
Galaxy connection ball	5 years
Hot dip galvanised steel	Lifetime
Ropes & nets	10 years
Spare parts guaranteed	10 years



Sustainability Data

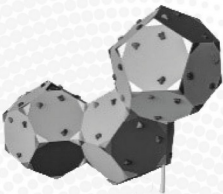
GXY941



Cradle to Gate A1-A3	Total CO ₂ emission	CO ₂ e/kg	Recycled materials
	kg CO ₂ e	kg CO ₂ e/kg	%
GXY941012-3717	2,095.10	3.16	38.80

The overall framework applied for these factors is the Environmental Product Declaration (EPD), which quantifies "environmental information on the life cycle of a product and enable comparisons between products fulfilling the same function" (ISO, 2006). This follows the structure and applies a Life-Cycle Assessment approach to the entire Product stage from raw material through manufacturing (A1-A3))

Verification of CO₂ calculation of: Challengers & Climbers



Data version no. 2023-10-05

The CO₂ calculation and data are in compliance with the principles of a carbon footprint impact according to the GHG protocol (Greenhouse Gas Protocol), Scope 3, cradle to gate related to all individual components in the product category: "Challengers & Climbers" represented by item no.: BLX410301-3717.

(Scope 3 emissions include emission sources in the upstream and downstream value chain).

Date: 30. October 2023 | Valid until: 30. October 2025

Verified by:

Julie Marie Vejsgaard Larsen, LCA & EPD Consultant

Verification based on report: Validation of CO₂ calculation of 9 categories of Kompan product line, version 1.0, prepared by: Bureau Veritas HSE, Denmark: Julie M. V. Larsen.

Publication date: 30. October 2023



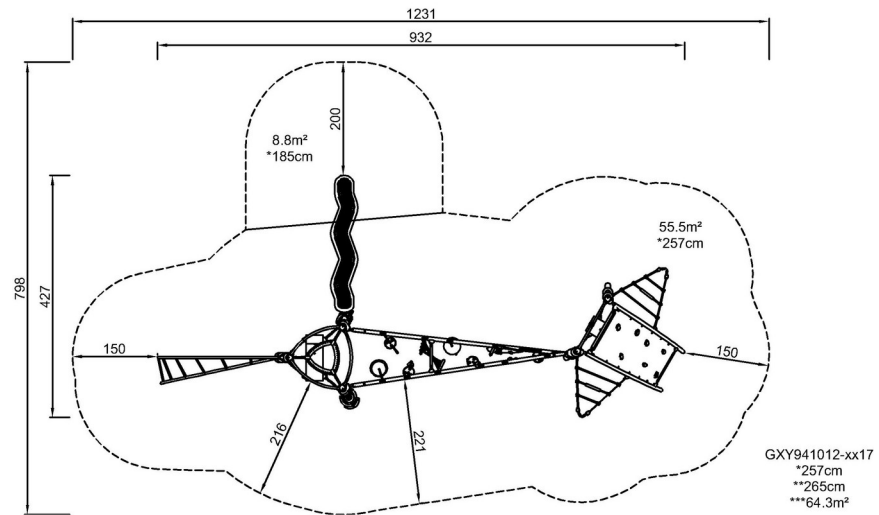
By Bureau Veritas HSE
www.bureauveritas.dk
+45 7731 1000



Aldebaran

GXY941

* Max fall height | ** Total height | *** Safety surfacing area

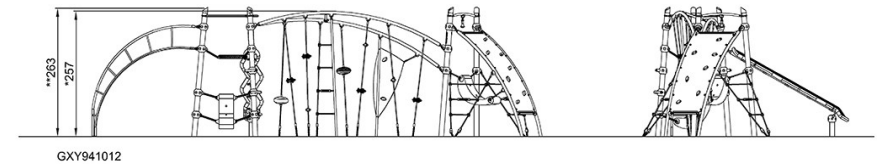


[Click to see TOP VIEW](#)

5 / 05/02/2024

KOMPAN[®]
Let's play

* Max fall height | ** Total height



[Click to see SIDE VIEW](#)

Data is subject to change without prior notice.