


Vertical Net / Wall

FSW216



The wall consists of two segments. The left side is a flat wall of almost 2.40m high which can be conquered by the fittest. The right side has three steps to assist the feet and eight handles to help you get over the wall. The scalable wall makes it fun for everyone to play or train together. Everyone will develop muscle strength and bone density when jumping over

or even improve their self-esteem if they dare to climb up. The Wall is standard available in Orange, RAL2010 and Grey, RAL7012. All other RAL colours are available on request. So, it will always be possible to match the surroundings or a specific colour theme.

Item no. FSW21600-0900	
General Product Information	
Dimensions LxWxH	228x112x240 cm
Age group	13+
Play capacity (users)	3
Colour options	



See KOMPAN Fit app for more



Vertical Net / Wall

FSW216



Post are made of Ø101.6 x 2mm, pre-galvanized carbon steel and powder coated, a great protection to all conditions.



The connectors are made of die-cast aluminium, specially alloyed for the outdoor environments and heavy usage. The screws attaching the connectors are stainless steel and protected by zinc washers.



The wall surface are made of 17.8mm thick High Pressure Laminate (HPL) panels to ensure optimal strength and durability.

Item no. FSW21600-0900	
Installation Information	
Max. fall height	233 cm
Safety surfacing area	19.6 m²
Total installation time	6.8
Excavation volume	0.25 m³
Concrete volume	0.04 m³
Footing depth (standard)	85 cm
Shipment weight	252 kg
Anchoring options	In-ground ✓ Surface ✓
Warranty Information	
Hot dip galvanised steel	Lifetime
HPL panel	15 years
Post	10 years
Ropes & nets	10 years
Spare parts guaranteed	10 years



All KOMPAN fitness products are compliant with the ASTM F3101 & EN16630 Outdoor Fitness Standards. Load tests are performed as a static test by adding dynamic factors as well as safety factors to the specified load of 78kg per user. A product intended for 1 user is loaded with 420kg.



The information sign is made of a PA6 (Polyamide) and shows the most relevant exercise and a QR code. When scanned the QR code will link to an animated illustration of the exercise and offers the possibility of downloading the KOMPAN sport & fitness App, which will provide a large amount of exercises and workouts.



The ropes are made of UV-stabilised PES with inner steel cable reinforcement. The rope is induction treated in order to create a strong connection between steel and rope which leads to good wear resistance.



Sustainability Data

FSW216



Cradle to Gate A1-A3	Total CO ₂ emission	CO ₂ e/kg	Recycled materials
	kg CO ₂ e	kg CO ₂ e/kg	%
FSW21600-0900	511.00	2.92	24.30

The overall framework applied for these factors is the Environmental Product Declaration (EPD), which quantifies "environmental information on the life cycle of a product and enable comparisons between products fulfilling the same function" (ISO, 2006). This follows the structure and applies a Life-Cycle Assessment approach to the entire Product stage from raw material through manufacturing (A1-A3))

Kompan A/S
C.F. Tietgens Boulevard 32C
DK-5220 Odense SØ
Denmark



Verification of CO₂ calculation of: Fitness



Data version no. 2023-10-05

The CO₂ calculation and data are in compliance with the principles of a carbon footprint impact according to the GHG protocol (Greenhouse Gas Protocol), Scope 3, cradle to gate related to all individual components in the product category: "Fitness" represented by item no.: FAZ10100-0900.

(Scope 3 emissions include emission sources in the upstream and downstream value chain).

Date: 30. October 2023 | Valid until: 30. October 2025
Verified by:

Julie Marie Vejsgaard Larsen, LCA & EPD Consultant

Verification based on report: Validation of CO₂ calculation of 9 categories of Kompan product line, version 1.0, prepared by: Bureau Veritas HSE, Denmark: Julie M. V. Larsen.

Publication date: 30. October 2023

By Bureau Veritas HSE
www.bureauveritas.dk
+45 7731 1000

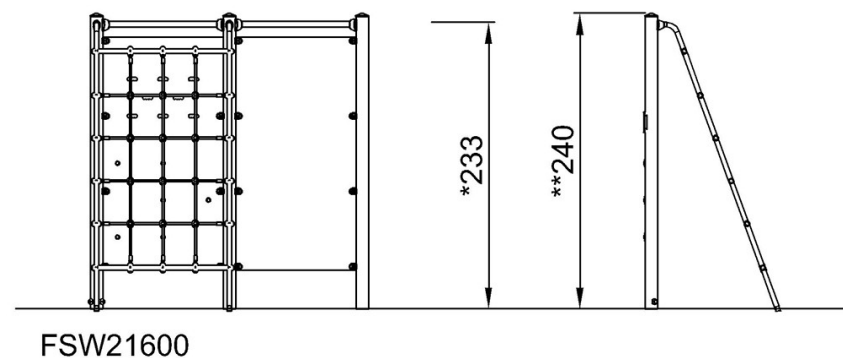
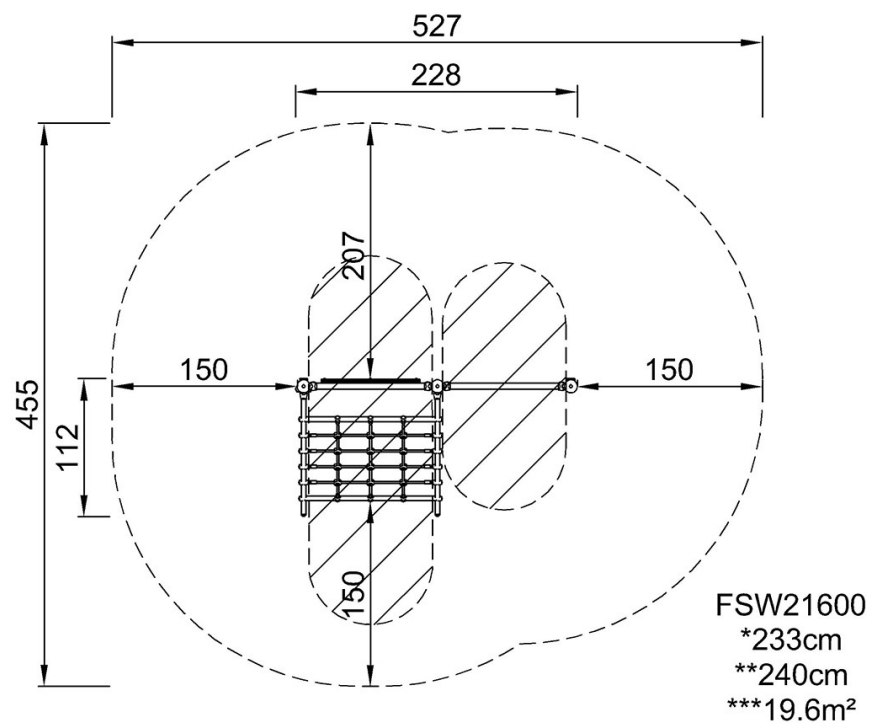


Vertical Net / Wall

FSW216

* Max fall height | ** Total height | *** Safety surfacing area

* Max fall height | ** Total height



[Click to see TOP VIEW](#)

[Click to see SIDE VIEW](#)