


The Wizard's Double Tower Fortress


NRO2005



Two towers with combined square and triangle platforms linked together by a wobble bridge. The lower platform has boarding net access, slide egress and ground level play counter. The high tower has a 1st level platform as a playhouse with windows & seat. The 2nd level with bannister bars. The product is available in 3 versions: 1 - Untreated Robinia wood 2 -

Brown oiled wood 3 - Combined colour and untreated wood. The product is available as FSC® Certified (FSC® C004450) robinia wood on request.

Item no. NRO2005-1021	
General Product Information	
Dimensions LxWxH	767x800x505 cm
Age group	6+
Play capacity (users)	18
Colour options	



The Wizard's Double Tower Fortress

NRO2005



Climbing wall

Physical: supports cross coordination and leg, arm and hand strength. Climbing through the holes trains proprioception. **Social-Emotional:** children develop courage when climbing up high. This positively affects self-confidence.



Desk

Social-Emotional: great meeting place and space creator for storing or sitting.



Banister bars

Physical: coordination is supported when going down, as well as arm and core muscles. Landing strengthens bone density, which is built for life in childhood. **Social-Emotional:** turn-taking and risk-taking.



Wobble bridge

Physical: passing the swaying bridge steps develops the sense of balance, which is fundamental in navigating the world securely. **Social-Emotional:** passing others on the way supports consideration and turn-taking skills.



Climbing net

Physical: the inclined net supports the upward climbing movement of the body. The net supports cross-body coordination, which impacts coordination of the right and left part of brain, fundamental for other skills such as the ability to read. The asymmetry of the net challenges the children's climbing.



Slide

Physical: sliding develops spatial awareness and a sense of balance. Furthermore, the core muscles are trained when sitting upright going down. **Social-Emotional:** empathy stimulated by turn-taking.

The Wizard's Double Tower Fortress

NRO2005



All Organic Robinia products by KOMPAN are made of Robinia wood from sustainable European sources. On request it can be supplied as FSC® Certified (FSC® C004450).



The paint used for coloured components is water based environmentally friendly with excellent UV resistance. The paint is in compliance with EN 71 Part 3.



The stainless-steel slides with one-piece slide bed are made of high-quality stainless-steel AISI 304.



Ropes of UV-stabilized PES rope strands with inner steel cable reinforcement. The polyester yarn is made from +95% post-consumer materials and is inductively melted onto each strand.



The hardware is made of stainless steel or galvanised steel to ensure durable connections with a high corrosion resistance.



The Robinia products are designed with a KOMPAN colour concept with a number of different standard colours. The wood can also be supplied as untreated or with brown painted with a pigment that maintains the wood colour.

Item no. NRO2005-1021

Installation Information

Max. fall height	298 cm
Safety surfacing area	64.0 m²
Total installation time	43.7
Excavation volume	1.90 m³
Concrete volume	0.32 m³
Footing depth (standard)	100 cm
Shipment weight	1,957 kg
Anchoring options	In-ground ✓

Warranty Information

Robinia wood	15 years
Ropes & nets	10 years
Spare parts guaranteed	10 years
Stainless steel components	Lifetime
Stainless steel components	Lifetime



Sustainability Data

NRO2005



Cradle to Gate A1-A3	Total CO ₂ emission	CO ₂ e/kg	Recycled materials
	kg CO ₂ e	kg CO ₂ e/kg	%
NRO2005-1021	806.40	0.45	4.50

The overall framework applied for these factors is the Environmental Product Declaration (EPD), which quantifies "environmental information on the life cycle of a product and enable comparisons between products fulfilling the same function" (ISO, 2006). This follows the structure and applies a Life-Cycle Assessment approach to the entire Product stage from raw material through manufacturing (A1-A3))

Kompan A/S
C.F. Tietgens Boulevard 32C
DK-5220 Odense SØ
Denmark



Verification of CO₂ calculation of: Nature play



Data version no. 2023-10-05

The CO₂ calculation and data are in compliance with the principles of a carbon footprint impact according to the GHG protocol (Greenhouse Gas Protocol), Scope 3, cradle to gate related to all individual components in the product category: "Nature play" represented by item no.: NRO409-0621.

(Scope 3 emissions include emission sources in the upstream and downstream value chain).

Date: 30. October 2023 | Valid until: 30. October 2025
Verified by:

Julie Marie Vejsgaard Larsen, LCA & EPD Consultant

Verification based on report: Validation of CO₂ calculation of 9 categories of Kompan product line, version 1.0, prepared by: Bureau Veritas HSE, Denmark: Julie M. V. Larsen.

Publication date: 30. October 2023

By Bureau Veritas HSE
www.bureauveritas.dk
+45 7731 1000

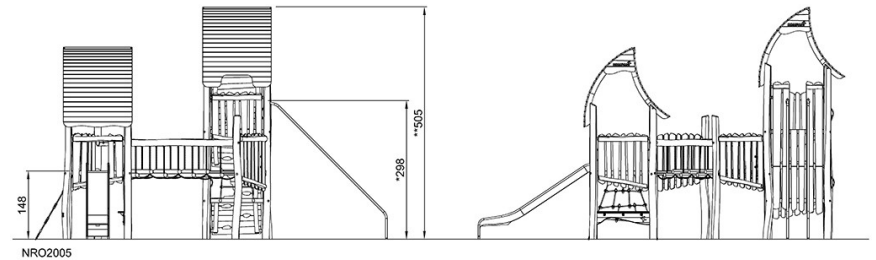
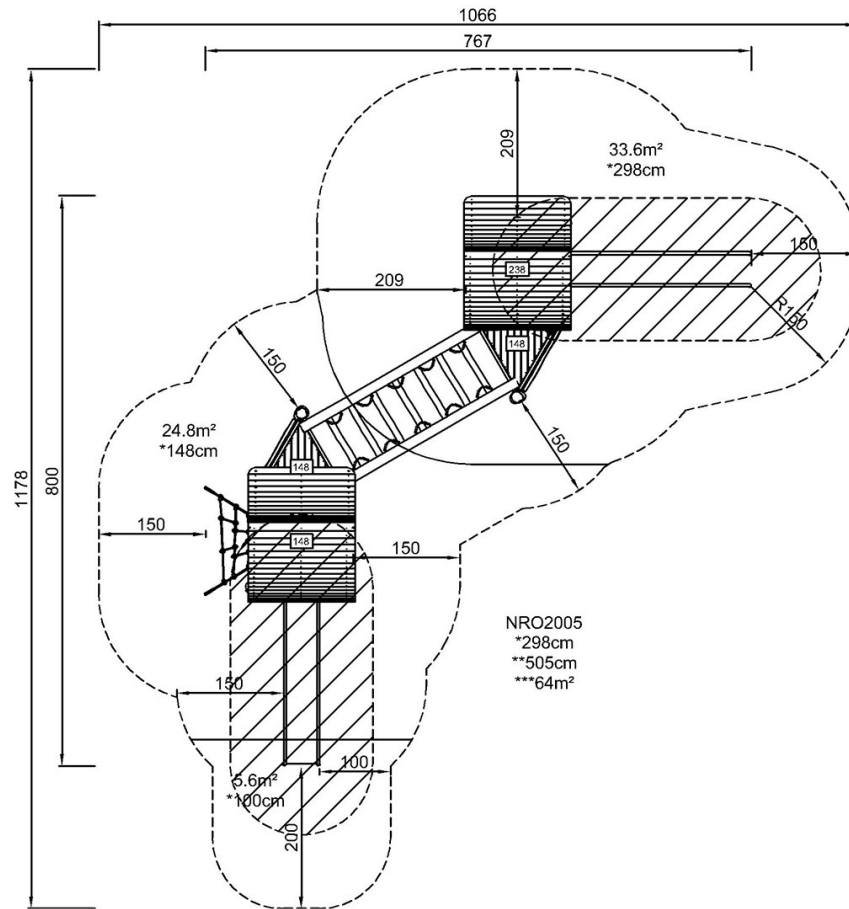


The Wizard's Double Tower Fortress

NRO2005

* Max fall height | ** Total height | *** Safety surfacing area

* Max fall height | ** Total height



[Click to see TOP VIEW](#)

[Click to see SIDE VIEW](#)