







Inclusive Seat, H:2.0m, 4-Chain

SW990207



Item no. SW990207-0107	
General Product Information	
Dimensions LxWxH	0x0x0 cm
Age group	6+
Play capacity (users)	1
Colour options	    



The rounded shapes of the Inclusive Swing Seat attract children of all ages and abilities. The self-initiated movement, the great ergonomic and the feeling of security while swinging will make children return again and again for more play. For children who need assistance entering, or support for their seated position, the one-hand operated harness offers

comfortable grips and security. The upright swinging position allows all children eye contact with their care giver and a view of the surroundings while swinging. The trill of independent play is ensured by the self-starter function which allows for pushing and pulling the swing into motion. This amplifies the freedom of movement and the feeling of

achievement for children who cannot otherwise swing without assistance. When swinging, children train the sensory system of balance, focal tracking, and muscle tonus. But not least, for all children, swinging is one of the most beloved play activities. Participating in the joy of swinging may be the biggest social-emotional thrill of the playground.



Inclusive Seat, H:2.0m, 4-Chain

SW990207



Inclusive Seat

Physical: balance, coordination and spatial awareness are developed when swinging. These are necessary skills for judging distances and navigating. The swinging movement trains arm, leg and core muscles.

Social-Emotional: the upright swinging position allows children eye contact with their care giver. The seat is shaped to support varied body sizes. **Cognitive:** cause and effect understanding and thinking skills for younger children when swinging.



Harness

Physical: The harness can be operated with one hand and is clicked open and locked. The raised position of the harness allows for easy transfer in and out of the seat. **Social-**

Emotional: The harness has several grip supports to ensure the feeling of security when swinging.



Front chains

Physical: pushing and pulling chains requires coordination and trains muscles. **Social-**

Emotional: Being able to swing independently amplifies the feeling of achievement for children who cannot otherwise swing without assistance.

Cognitive: the insight that the children can affect motion with body movements strengthens logical thinking and the understanding of cause and effect.

Inclusive Seat, H:2.0m, 4-Chain

SW990207



The inclusive swing seat made of recyclable polyethylene (PE) using 33% post consumer materials. The seat is molded in one piece and equipped with a drain hole to avoid water accumulation. The ergonomic design enables a safe and comfortable seating position.



The Harness is made of molded recyclable polyethylene (PE) made from 33% post consumer materials. The harness utilizes a stainless-steel torsion spring which makes the harness stay in in all position to secure easier entry and exit of users. the harness lock is designed with a one-handed operation slider made from stainless steel.



The front bumper is made with a core of strong polypropylene (PP) with a softer outer layer of thermoplastic rubber (TPE) and the rear bumper of 8mm thick EPDM membrane. The soft, shock absorbent bumpers with nonslip surface makes the swing seat extremely safe to use by caretakers.



The seats are available with chains made of either Ø6 hot dip galvanized steel with a surface treatment according to ISO1461 or with Ø6 high-quality stainless-steel chains. Furthermore, the swing seat is available with the unique KOMPAN self-starter function with four chains yolk suspension.



The KOMPAN Inclusive swing seat is available in six different color combinations to ensure it fits into any playground color style. The seats fit all KOMPAN swings with steel crossbeam in height 2,5m and 3,0m.



KOMPAN GreenLine versions are designed with ultimate environmentally friendly materials with lowest possible CO2e emission factor such as EcoCore™ molded PE parts of 33% post-consumer recycled ocean waste.

Item no. SW990207-0107	
Installation Information	
Max. fall height	0 cm
Safety surfacing area	0.0 m²
Total installation time	1.8
Excavation volume	0.00 m³
Concrete volume	0.00 m³
Footing depth (standard)	0 cm
Shipment weight	41 kg
Anchoring options	
Warranty Information	
Chains	10 years
Hollow PE parts	10 years
Movable Parts	2 years
PE/PP Components	5 years
Spare Parts Guarantee	10 years

AS
4685
compliant

Sustainability Data

SW990207



Cradle to Gate A1-A3	Total CO ₂ emission	CO ₂ e/kg	Recycled materials
	kg CO ₂ e	kg CO ₂ e/kg	%
SW990207-0107	105.90	3.14	32.30

The overall framework applied for these factors is the Environmental Product Declaration (EPD), which quantifies "environmental information on the life cycle of a product and enable comparisons between products fulfilling the same function" (ISO, 2006). This follows the structure and applies a Life-Cycle Assessment approach to the entire Product stage from raw material through manufacturing (A1-A3))

Kompan A/S
C.F. Tietgens Boulevard 32C
DK-5220 Odense SØ
Denmark



Verification of CO₂ calculation of: Freestanding play equipment



Data version no. 2023-10-05

The CO₂ calculation and data are in compliance with the principles of a carbon footprint impact according to the GHG protocol (Greenhouse Gas Protocol), Scope 3, cradle to gate related to all individual components in the product category: "Freestanding play equipment" represented by item no.: KSW92011-0910.

(Scope 3 emissions include emission sources in the upstream and downstream value chain).

Date: 30. October 2023 | Valid until: 30. October 2025
Verified by:

Julie Marie Vejsgaard Larsen, LCA & EPD Consultant

Verification based on report: Validation of CO₂ calculation of 9 categories of Kompan product line, version 1.0, prepared by: Bureau Veritas HSE, Denmark: Julie M. V. Larsen.

Publication date: 30. October 2023

By Bureau Veritas HSE
www.bureauveritas.dk
+45 7731 1000



Inclusive Seat, H:2.0m, 4-Chain

SW990207

* Max fall height | ** Total height | *** Safety surfacing area

* Max fall height | ** Total height

[Click to see TOP VIEW](#)

[Click to see SIDE VIEW](#)