


3.0m high, stainless

SW990012

KOMPAN
Let's play



The KOMPAN swing seat is specially designed for children. It has a curved shape with a non skid surface of thermoplastic elastomers (TPE) which is moulded on an insert of polypropylene (PP) plastic. The combination of these two types of plastic gives a high value seat with a soft, user friendly surface. The seat is attached to the swing by use of Y-chains.

| | |
|-----------------------------|--------------|
| Item no. SW990012-00 | |
| General Product Information | |
| Dimensions LxWxH | 63x21x244 cm |
| Age group | 2+ |
| Play capacity (users) | 1 |
| Colour options | ● |



3.0m high, stainless

SW990012



Swing seat

Physical: balance, coordination and spatial awareness are developed when swinging.

These are necessary skills for judging distances and navigating. The swinging movement trains the arm, leg and core muscles, and strengthens bone density when jumping off. **Cognitive:** cause and effect understanding and thinking skills for younger children when swinging.



3.0m high, stainless

SW990012



The standard seats of KOMPAN swings is engineered for maximum safety and durability. The two component seat with a PP inner core and outside rubber is produced in one operation. The seats are available with swing chains of either hot dip galvanised steel or stainless steel for all swings heights.

| | |
|---------------------------------|---------------------|
| Item no. SW990012-00 | |
| Installation Information | |
| Max. fall height | 0 cm |
| Safety surfacing area | 15.3 m ² |
| Total installation time | 0.1 |
| Excavation volume | 0.00 m ³ |
| Concrete volume | 0.00 m ³ |
| Footing depth (standard) | 0 cm |
| Shipment weight | 9 kg |
| Anchoring options | |
| Warranty Information | |
| Chains | 10 years |
| Spare parts guaranteed | 10 years |
| Swing seat | 10 years |



Sustainability Data

SW990012



| Cradle to Gate A1-A3 | Total CO ₂ emission | CO ₂ e/kg | Recycled materials |
|----------------------|--------------------------------|-------------------------|--------------------|
| | kg CO ₂ e | kg CO ₂ e/kg | % |
| SW990012-00 | 24.70 | 4.04 | 33.70 |

The overall framework applied for these factors is the Environmental Product Declaration (EPD), which quantifies "environmental information on the life cycle of a product and enable comparisons between products fulfilling the same function" (ISO, 2006). This follows the structure and applies a Life-Cycle Assessment approach to the entire Product stage from raw material through manufacturing (A1-A3))

Kompan A/S
C.F. Tietgens Boulevard 32C
DK-5220 Odense SØ
Denmark



Verification of CO₂ calculation of: Freestanding play equipment



Data version no. 2023-10-05

The CO₂ calculation and data are in compliance with the principles of a carbon footprint impact according to the GHG protocol (Greenhouse Gas Protocol), Scope 3, cradle to gate related to all individual components in the product category: "Freestanding play equipment" represented by item no.: KSW92011-0910.

(Scope 3 emissions include emission sources in the upstream and downstream value chain).

Date: 30. October 2023 | Valid until: 30. October 2025
Verified by:

Julie Marie Vejsgaard Larsen, LCA & EPD Consultant

Verification based on report: Validation of CO₂ calculation of 9 categories of Kompan product line, version 1.0, prepared by: Bureau Veritas HSE, Denmark: Julie M. V. Larsen.

Publication date: 30. October 2023

By Bureau Veritas HSE
www.bureauveritas.dk
+45 7731 1000

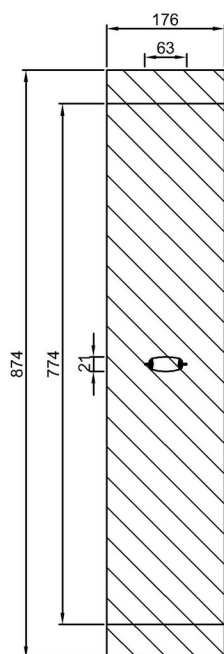


3.0m high, stainless

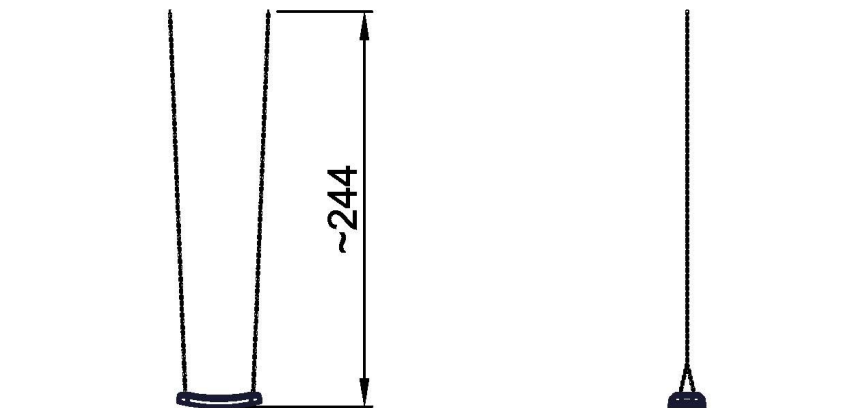
SW990012

* Max fall height | ** Total height | *** Safety surfacing area

* Max fall height | ** Total height



SW990012
***15.3m²



SW990012
1:100

[Click to see TOP VIEW](#)

[Click to see SIDE VIEW](#)