

Double Tower with Net


PCM212321



The amount of play value in the Double Tower and Climbing Net will attract children to play again and again. Offering both physical and social play, the varied climbing nets and accessible stairway offer both easy and hard climbs. The big net has pods for a break and socialising. From the towers, a slide or a curly climber takes children back towards the

ground. The thrill of whizzing through the air when sliding or rotating additionally trains the child's senses of balance and space. These are fundamental in navigating the body confidently through the world. Under the platforms, a puzzle invites a break for thinking games with friends. View KOMPAN's full range of Climbing Nets to discover more options.

Item no. PCM212321-0951	
General Product Information	
Dimensions LxWxH	382x631x382 cm
Age group	4+
Play capacity (users)	22
Colour options	



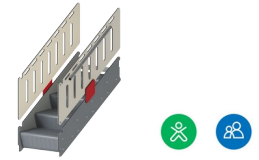
Double Tower with Net

PCM212321



Climbing net with 3 UFOs

Physical: cross coordination, spatial awareness and muscle strength are trained when climbing up and through the net. **Social-Emotional:** the UFO's and the big net meshes add meeting points for socialising.



Accessible stairway

Physical: climbing the accessible stairway is for all and supports cross coordination as well as arm and leg muscles. **Social-Emotional:** room for active breaks and adult helpers. An inclusive space.



Curly climber

Physical: supports coordination going down, sense of balance when rotating and arm muscles for holding tight. **Social-Emotional:** empathy stimulated by turn-taking. **Cognitive:** logical thinking when placing arms and legs right for rotating downwards.




Tic-tac-toe panel

Social-Emotional: stimulates communication and turn-taking skills. **Cognitive:** support rules understanding, strategic thinking. **Creative:** leaving marks when tumblers are left in new positions.



Tower net

Physical: the children have a fast access up the horizontal rungs, and a slower climb up the sloping rungs. The net can be climbed from both sides. **Social-Emotional:** the two-sided net allows for social interaction. The spaciousness invites socialising. **Cognitive:** logical thinking when planning how to best enter the platform from the net.



Climbing net

Physical: supports physical strength and cross-body coordination, which impacts coordination of the right and left part of brain.




Slide

Physical: develops spatial awareness, sense of balance and trains core muscles when sitting upright going down. **Social-Emotional:** empathy stimulated by turn-taking.

Double Tower with Net

PCM212321



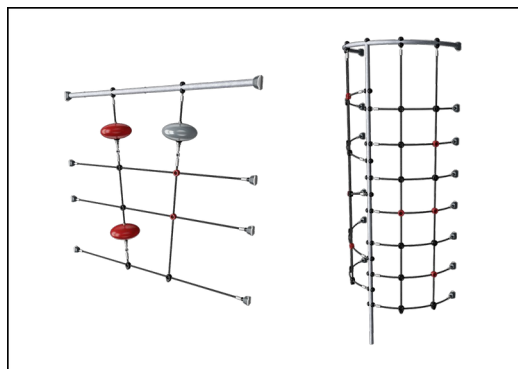
Panels of 19mm EcoCore™. EcoCore™ is a highly durable, eco-friendly material, which is not only recyclable after use but also consists of a core produced from 100% recycled material.



All decks are supported by unique designed low-carbon aluminum profiles with multiple attachment options. The grey colored molded decks are made of 75% post-consumer waste PP material with a non-skid pattern and texture surface.



Main posts with hot dip galvanized steel footing are available in different materials: Pressure impregnated pine wood posts. Pre-galvanized inside and outside with powder coated top finish steel posts. Lead free aluminum with color anodized top finish. Greenline TexMade posts of 95% post-consumer recycled PE and textile waste.



Ropes of UV-stabilized PES rope strands with inner steel cable reinforcement. The polyester yarn is made from +95% post-consumer materials and is inductively melted onto each strand.



The slides can be chosen in six different colors and three materials: Straight or curved one-piece molded PE slides, made from 33% recycled post-consumer materials in different colours. Combined EcoCore™ sides and stainless-steel. Full stainless steel in one piece design for more vandalism proof solutions.



KOMPAN GreenLine versions are designed with ultimate environmentally friendly materials with lowest possible CO2e emission factor. TexMade post, EcoCore™ panels of 95% post-consumer recycled waste and molded PP decks.

Item no. PCM212321-0951

Installation Information

Max. fall height	246 cm
Safety surfacing area	54.9 m²
Total installation time	27.9
Excavation volume	0.74 m³
Concrete volume	0.14 m³
Footing depth (standard)	90 cm
Shipment weight	1,155 kg
Anchoring options	Surface ✓ In-ground ✓

Warranty Information

EcoCore HDPE	Lifetime
Post	10 years
PP Decks	10 years
Ropes & Nets	10 years
Spare Parts Guarantee	10 years



Sustainability Data

PCM212321



Cradle to Gate A1-A3	Total CO ₂ emission	CO ₂ e/kg	Recycled materials
	kg CO ₂ e	kg CO ₂ e/kg	%
PCM212321-0951	1,374.60	1.72	74.10
PCM212321-0905	1,692.70	2.56	59.20

The overall framework applied for these factors is the Environmental Product Declaration (EPD), which quantifies "environmental information on the life cycle of a product and enable comparisons between products fulfilling the same function" (ISO, 2006). This follows the structure and applies a Life-Cycle Assessment approach to the entire Product stage from raw material through manufacturing (A1-A3))

Kompan A/S

C.F. Tietgens Boulevard 32C
DK-5220 Odense SØ
Denmark



Verification of CO₂ calculation of: Play systems



Data version no. 2023-10-05

The CO₂ calculation and data are in compliance with the principles of a carbon footprint impact according to the GHG protocol (Greenhouse Gas Protocol), Scope 3, cradle to gate related to all individual components in the product category: "Play systems" represented by item no.: PCM200321-0950.

(Scope 3 emissions include emission sources in the upstream and downstream value chain).

Date: 30. October 2023 | Valid until: 30. October 2025

Verified by:

Julie Marie Vejsgaard Larsen, LCA & EPD Consultant

Verification based on report: Validation of CO₂ calculation of 9 categories of Kompan product line, version 1.0, prepared by: Bureau Veritas HSE, Denmark: Julie M. V. Larsen.

Publication date: 30. October 2023

By Bureau Veritas HSE
www.bureauveritas.dk
+45 7731 1000

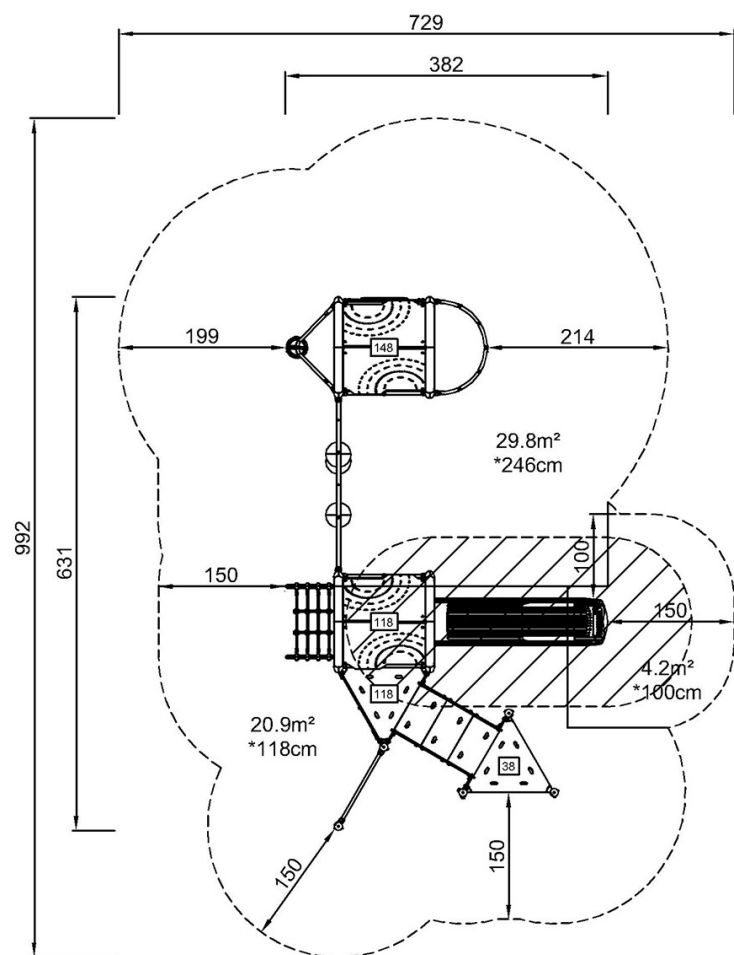


Double Tower with Net

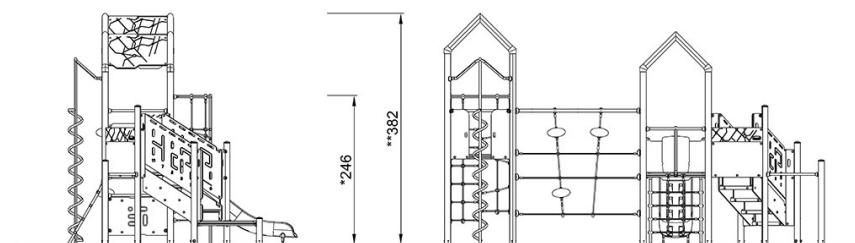
PCM212321

* Max fall height | ** Total height | *** Safety surfacing area

* Max fall height | ** Total height



PCM212321
*246cm
**382cm
***54.9m²



PCM212321

[Click to see TOP VIEW](#)

[Click to see SIDE VIEW](#)