

# Castle Spire Tower

PCM102821





A lot of play in little space: The Castle Spire Tower will inspire young children to play actively and imaginatively, using their muscles to climb to the top and slide to the ground. The climber access provides an age-appropriate challenge to strengthen muscles and help develop cross-coordination skills. This enhances children's abilities to use both sides

of their brain and supports the internal structures that enable reading and thinking. On the platform, a balcony invites for a view of the playground, adding a feeling of thrilling height. Sliding is immensely thrilling, it also supports posture and balance, important skills for young children as they grow. They are fundamental for all other physical skills and builds up

confidence to navigate the world securely The play inspires dramatic play with castle and treasure themes. The treasure box under deck is a popular place to store things. In young children this stimulates the understanding of object permanence: that things can exist even if they are out of sight.



Item no. PCM102821-0901	
General Product Information	
Dimensions LxWxH	166x304x410 cm
Age group	2+
Play capacity (users)	11
Colour options	



# Castle Spire Tower

PCM102821



## Theme

**Cognitive:** suggests a theme and supports dramatic play, which stimulates language and communication skills.



## Slide

**Physical:** sliding develops spatial awareness and a sense of balance. Furthermore, the core muscles are trained when sitting upright going down. **Social-Emotional:** empathy stimulated by turn-taking. **Cognitive:** young children develop their understanding of space, speed and distances when sliding down quickly.



## Cannon

**Cognitive:** the cannon set a tangible theme and thus spur dramatic play. Dramatic play supports language and communication skills.



## Treasure box

**Cognitive:** object permanence: hiding objects and finding them again. Spurs exploration and dramatic play, stimulating conversations.



## Desk

**Social-Emotional:** fine meeting place and a space creator. Sharing and cooperation from both sides create a social scenario that supports communication and cooperation.



## Rock climber

**Physical:** supports cross coordination and leg, arm and hand strength. **Social-Emotional:** the inclination makes climbing feel secure, especially for younger children.

# Castle Spire Tower

PCM102821



Panels of 19mm EcoCore™. EcoCore™ is a highly durable, eco friendly material, which is not only recyclable after use, but also consists of material produced from +95% recycled post consumer material from food packing waste.



Main posts with hot dip galvanised steel footing are available in different materials: Pressure impregnated pine wood posts. Pre-galvanised inside and outside with powder coated top finish steel posts. Lead free aluminium with colour anodised top finish.



All decks are supported by unique designed low-carbon aluminum profiles with multiple attachment options. The grey colored molded decks are made of 75% post-consumer waste PP material with a non-skid pattern and texture surface.

Item no. PCM102821-0901	
Installation Information	
Max. fall height	118 cm
Safety surfacing area	20.6 m²
Total installation time	12.0
Excavation volume	0.89 m³
Concrete volume	0.38 m³
Footing depth (standard)	90 cm
Shipment weight	338 kg
Anchoring options	In-ground ✓ Surface ✓
Warranty Information	
EcoCore HDPE	Lifetime
Post	10 years
PP Decks	10 years
Spare parts guaranteed	10 years



The slides can be chosen in different materials and colours: Straight or curved moulded PE slides in yellow or grey colour. Full stainless steel in on-piece design for more vandalism proof solutions.

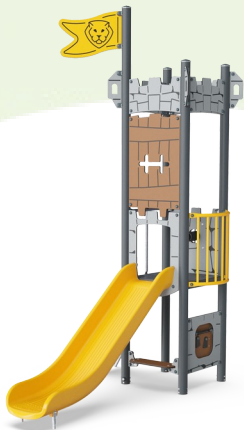


KOMPAN Play Systems can be customised to match individual demands. Visit the products at [www.KOMPAN.com](http://www.KOMPAN.com) for options with the digital KOMPAN Solution Planner. Multiple options for panels, decks, posts, slides and other play activities ensure durable solutions in any outdoor environment.



# Sustainability Data

PCM102821



Cradle to Gate A1-A3	Total CO <sub>2</sub> emission	CO <sub>2</sub> e/kg	Recycled materials
	kg CO <sub>2</sub> e	kg CO <sub>2</sub> e/kg	%
PCM102821-0901	619.50	2.55	54.80

The overall framework applied for these factors is the Environmental Product Declaration (EPD), which quantifies "environmental information on the life cycle of a product and enable comparisons between products fulfilling the same function" (ISO, 2006). This follows the structure and applies a Life-Cycle Assessment approach to the entire Product stage from raw material through manufacturing (A1-A3))

## Verification of CO<sub>2</sub> calculation of: Themed play systems



Data version no. 2023-10-05

The CO<sub>2</sub> calculation and data are in compliance with the principles of a carbon footprint impact according to the GHG protocol (Greenhouse Gas Protocol), Scope 3, cradle to gate related to all individual components in the product category: "Themed play systems" represented by item no.: MSC641100-3717P.

(Scope 3 emissions include emission sources in the upstream and downstream value chain).

Date: 30. October 2023 | Valid until: 30. October 2025

Verified by:

Julie Marie Vejsgaard Larsen, LCA & EPD Consultant

Verification based on report: Validation of CO<sub>2</sub> calculation of 9 categories of Kompan product line, version 1.0, prepared by: Bureau Veritas HSE, Denmark: Julie M. V. Larsen.

Publication date: 30. October 2023



By Bureau Veritas HSE  
www.bureauveritas.dk  
+45 7731 1000

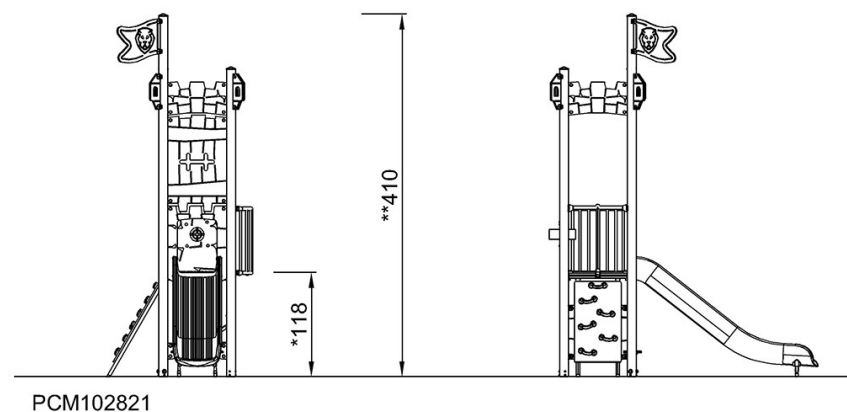
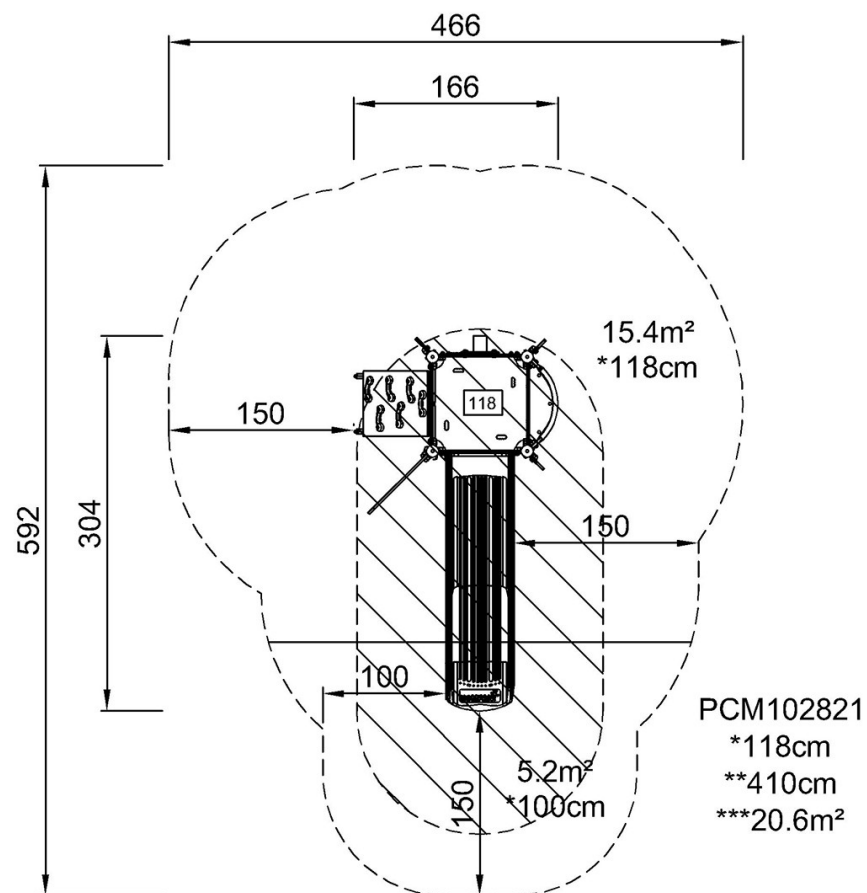


# Castle Spire Tower

PCM102821

\* Max fall height | \*\* Total height | \*\*\* Safety surfacing area

\* Max fall height | \*\* Total height



[Click to see TOP VIEW](#)

[Click to see SIDE VIEW](#)