

# Four Towers with Tunnel


PCM400221



Item no. PCM400221-0603

**General Product Information**

|                       |                |
|-----------------------|----------------|
| Dimensions LxWxH      | 489x325x211 cm |
| Age group             | 1+             |
| Play capacity (users) | 23             |
| Colour options        |                |



The Four Towers with Tunnel unit offers a playful social-emotional learning as well as physical growth for toddlers. The unit has a rich variety of play activities, encouraging hours of play. The loop of play between the four towers offers graded play challenges for younger and older toddlers. The slide section allows for high-pace, cardio and balance packed looping,

sliding down and then running back around to slide down again. The balancing and wobble bridges invite stomach tickling balance training. The responses from the moving bridges when other children are also on it are excellent unpredictable challenges for balance. The tunnel encourages crawling, which trains cross-coordination and cross-modal perception,

important for reading. The talking tubes, inviting children to communicate from one side of the tower to the other, making friends and socialising whilst improving their literacy skills.



# Four Towers with Tunnel

PCM400221



## Slide

**Physical:** sliding develops spatial awareness and a sense of balance. Furthermore, the core muscles are trained when sitting upright going down. **Social-Emotional:** empathy stimulated by turn-taking. **Cognitive:** young children develop their understanding of space, speed and distances when sliding down quickly.



## Trekking bridge

**Physical:** the wobbly bridge trains balance and coordination as well as spatial awareness: when children cross the bridge by running or jumping. **Social-Emotional:** turn-taking and consideration when passing each other. Cooperation and socializing with others in and around the bridge.



## Tunnel

**Physical:** the children crawl through the tunnel, developing motor skills such as cross-body coordination and proprioception. **Social-Emotional:** turn-taking when passing each other.



## Talk tube

**Social-Emotional:** encourages communication and social interaction. **Cognitive:** evokes curiosity and stimulates an understanding of cause and effect and object permanence: objects and persons exist also when out of sight.



## Sand scoops panel

**Physical:** hand eye coordination and push-pull movements. **Social-Emotional:** invites cooperation due to the two-sidedness and provides for parallel play. **Cognitive:** logical thinking: cause and effect understanding when running scoops in grooves or shifting materials from scoop to scoop. **Creative:** shifting scoops, creating new scoop positions.



## Wackle step

**Physical:** sense of balance and space, and training of posture. Important for being able to sit still.



## Crawl-through hole

**Physical:** the hole allows for climbing and crawling through, developing cross coordination, proprioception and spatial awareness. **Social-Emotional:** cooperation and turn-taking when passing one another.

# Four Towers with Tunnel

PCM400221



Panels of 19mm EcoCore™. EcoCore™ is a highly durable, eco friendly material, which is not only recyclable after use, but is also produced from +95% recycled post consumer material from food packing waste. Wooden panels of impregnated and brown painted pine wood with vertical steel profiles.



Main posts with hot dip galvanized steel footing are available in different materials: Pressure impregnated pine wood posts. Pre-galvanized inside and outside with powder coated top finish steel posts. Lead free aluminum with color anodized top finish. Greenline TexMade posts of 95% post-consumer recycled PE and textile waste.



All decks are supported by unique designed low-carbon aluminum profiles with multiple attachment options. The grey colored molded decks are made of 75% post-consumer waste PP material with a non-skid pattern and texture surface.

Item no. PCM400221-0603

## Installation Information


|                          |                          |
|--------------------------|--------------------------|
| Max. fall height         | 100 cm                   |
| Safety surfacing area    | 35.7 m²                  |
| Total installation time  | 21.1                     |
| Excavation volume        | 0.60 m³                  |
| Concrete volume          | 0.00 m³                  |
| Footing depth (standard) | 60 cm                    |
| Shipment weight          | 715 kg                   |
| Anchoring options        | In-ground ✓<br>Surface ✓ |

## Warranty Information

|                        |          |
|------------------------|----------|
| EcoCore HDPE           | Lifetime |
| Post                   | 10 years |
| PP Decks               | 10 years |
| Spare parts guaranteed | 10 years |



Coloured steel components have a base of hot dip galvanisation and a powder coated top finish. This provides an ultimate corrosion resistance in all climates around the world.



The slides can be chosen in six different colours and three materials: Straight or curved one-piece molded PE slides; Combined EcoCore™ and stainless-steel slides; Full stainless steel in one-piece design for a more vandalism proof solution.



KOMPAN GreenLine versions are designed with ultimate environmentally friendly materials with lowest possible CO2e emission factor. TexMade post, EcoCore™ panels of 95% post-consumer recycled waste and molded PP decks.



# Sustainability Data

PCM400221



| Cradle to Gate A1-A3 | Total CO <sub>2</sub> emission | CO <sub>2</sub> e/kg    | Recycled materials |
|----------------------|--------------------------------|-------------------------|--------------------|
|                      | kg CO <sub>2</sub> e           | kg CO <sub>2</sub> e/kg | %                  |
| PCM400221-0651       | 1,018.10                       | 1.95                    | 61.10              |
| PCM400221-0603       | 899.00                         | 1.77                    | 28.70              |

The overall framework applied for these factors is the Environmental Product Declaration (EPD), which quantifies "environmental information on the life cycle of a product and enable comparisons between products fulfilling the same function" (ISO, 2006). This follows the structure and applies a Life-Cycle Assessment approach to the entire Product stage from raw material through manufacturing (A1-A3))

## Kompan A/S

C.F. Tietgens Boulevard 32C  
DK-5220 Odense SØ  
Denmark



## Verification of CO<sub>2</sub> calculation of: Play systems



Data version no. 2023-10-05

The CO<sub>2</sub> calculation and data are in compliance with the principles of a carbon footprint impact according to the GHG protocol (Greenhouse Gas Protocol), Scope 3, cradle to gate related to all individual components in the product category: "Play systems" represented by item no.: PCM200321-0950.

(Scope 3 emissions include emission sources in the upstream and downstream value chain).

**Date: 30. October 2023 | Valid until: 30. October 2025**

**Verified by:**

Julie Marie Vejsgaard Larsen, LCA & EPD Consultant

Verification based on report: Validation of CO<sub>2</sub> calculation of 9 categories of Kompan product line, version 1.0, prepared by: Bureau Veritas HSE, Denmark: Julie M. V. Larsen.

**Publication date: 30. October 2023**

By Bureau Veritas HSE  
www.bureauveritas.dk  
+45 7731 1000

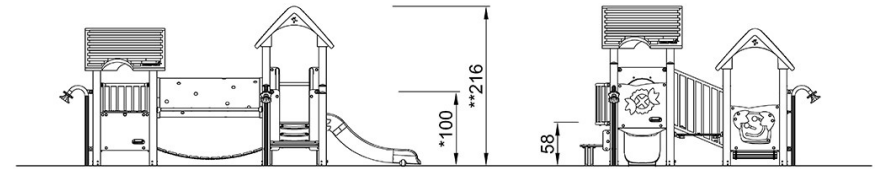
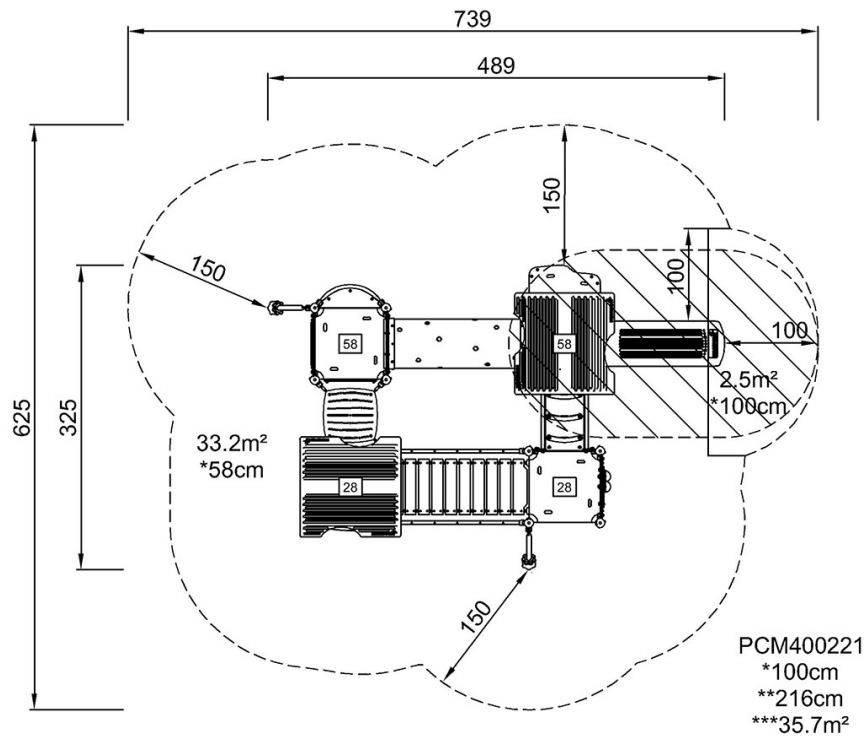


# Four Towers with Tunnel

PCM400221

\* Max fall height | \*\* Total height | \*\*\* Safety surfacing area

\* Max fall height | \*\* Total height



PCM400221

[Click to see TOP VIEW](#)

[Click to see SIDE VIEW](#)