

Triple Tower with Turbo


PCM310531



Item no. PCM310531-0902

General Product Information

Dimensions LxWxH	21'2"x20'8"x10'7"
Age group	5 - 12
Play capacity (users)	24
Color options	



The great variation in play opportunities in the Triple Tower with Turbo Challenge will inspire play again and again. The challenging play activities center around balancing, upper body strength, and cross-coordination. Varied accesses such as the climbing net with ufos and wackle bridge will train children's cross-coordination, balance, and awareness. These

motor skills help the body navigate the world confidently and securely. The tunnel bridge makes the child push themselves to stretch to get across. In combination, these movements are great for cross-coordination. From the tower platform, the child can access the fabulous Turbo Challenge: hanging in hands or knees, children cooperate in getting across and

spinning together. This promotes taking turn skills and all around awareness. The timer panel additionally adds a possibility to socialize, cooperate and take turns.


Triple Tower with Turbo

PCM310531



Cave bridge

Physical: crawling in the cave bridge net develops cross-body coordination, proprioception and spatial awareness. **Social-Emotional:** cooperation and socializing with others in and around the net, turn-taking.



Timer

Social-Emotional: teams can each have a button to measure rounds, wins etc. The buttons support cooperation and teamwork. **Cognitive:** counting and registering support skills such as logical thinking and sequencing. **Creative:** children can leave their mark, placing the timer in different positions.



Turbo challenge

Physical: upper body muscles are trained when hanging. Agility, proprioception and coordination are trained when spinning from one ring to the next. Spatial awareness and sense of balance are trained by the rotating motion. **Social-Emotional:** the sections of each of the spinners allow for more children hanging in arms or knees, cooperating. This trains empathy and turn-taking skills.



Pipe ladder

Physical: cross coordination and eye-hand coordination are supported when children climb the ladder. The climbing also supports leg and arm muscles. **Social-Emotional:** learning about taking turns and cooperation.



Climbing net with 3 UFOs

Physical: cross coordination, spatial awareness and muscle strength are trained when climbing up and through the net. **Social-Emotional:** the UFOs and the big net meshes add meeting points for socializing.



Wackle bridge

Physical: sense of balance and space, and training of posture. Important for being able to sit still. **Social-Emotional:** cooperation, turn-taking and friendly competition on the plates.




Somersault bar

Physical: develop balance and core when hanging from knees. Arm, leg and core muscles are developed when climbing up, somersaulting around. Balance and spatial awareness are strengthened. **Social-Emotional:** meeting, socializing and turn-taking when climbing up and down via bar.

Triple Tower with Turbo

PCM310531



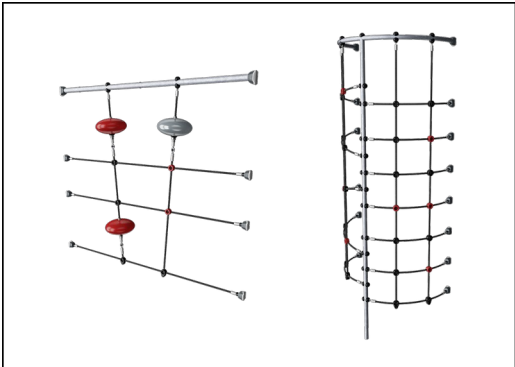
Panels of 19mm EcoCore™. EcoCore™ is a highly durable, eco friendly material, which is not only recyclable after use, but also consists of a core produced from 100% recycled material.



All decks are supported by uniquely designed low-carbon aluminum profiles with multiple attachment options. The grey-colored molded decks are made of 75% post-consumer ocean waste PP material with a non-skid pattern and texture surface.



Main posts with hot dip galvanized steel footing are available in different materials: Pressure impregnated pine wood posts. Pre-galvanized inside and outside with powder coated top finish steel posts. Lead free aluminum with color anodized top finish. Greenline TexMade posts of 95% post-consumer recycled PE and textile waste.



Ropes are made of UV-stabilized PES rope strands with inner steel cable reinforcement. The polyester wrapping is inductively melted onto each strand to ensure excellent wear and tear resistance.

Item no. PCM310531-0902	
Installation Information	
Max. fall height	7'4"
Safety surfacing area	756ft²
Total installation time	20.3
Excavation volume	0.59yd³
Concrete volume	0.17yd³
Footing depth (standard)	2'9"
Shipment weight	1544lbs
Anchoring options	In-ground ✓ Surface ✓
Warranty Information	
EcoCore HDPE	Lifetime
Post	10 Years
PP Decks	10 Years
Ropes & nets	10 Years
Spare Parts Availability	10 Years

Elevated activities 5	Accessible elevated activities	Accessible ground level activities	Accessible ground level play types
Present	5	2	2
Required	3	2	2

**ASTM
F1487**
compliant

Sustainability Data

PCM310531



Cradle to Gate A1-A3	Total CO ₂ emission	CO ₂ e/kg	Recycled materials
	kg CO ₂ e	kg CO ₂ e/kg	%
PCM310531-0902	1,627.90	3.11	49.60

The overall framework applied for these factors is the Environmental Product Declaration (EPD), which quantifies "environmental information on the life cycle of a product and enable comparisons between products fulfilling the same function" (ISO, 2006). This follows the structure and applies a Life-Cycle Assessment approach to the entire Product stage from raw material through manufacturing (A1-A3))

Verification of CO₂ calculation of: Play systems



Data version no. 2023-10-05

The CO₂ calculation and data are in compliance with the principles of a carbon footprint impact according to the GHG protocol (Greenhouse Gas Protocol), Scope 3, cradle to gate related to all individual components in the product category: "Play systems" represented by item no.: PCM200321-0950.

(Scope 3 emissions include emission sources in the upstream and downstream value chain).

Date: 30. October 2023 | Valid until: 30. October 2025

Verified by:

Julie Marie Vejsgaard Larsen, LCA & EPD Consultant

Verification based on report: Validation of CO₂ calculation of 9 categories of Kompan product line, version 1.0, prepared by: Bureau Veritas HSE, Denmark: Julie M. V. Larsen.

Publication date: 30. October 2023

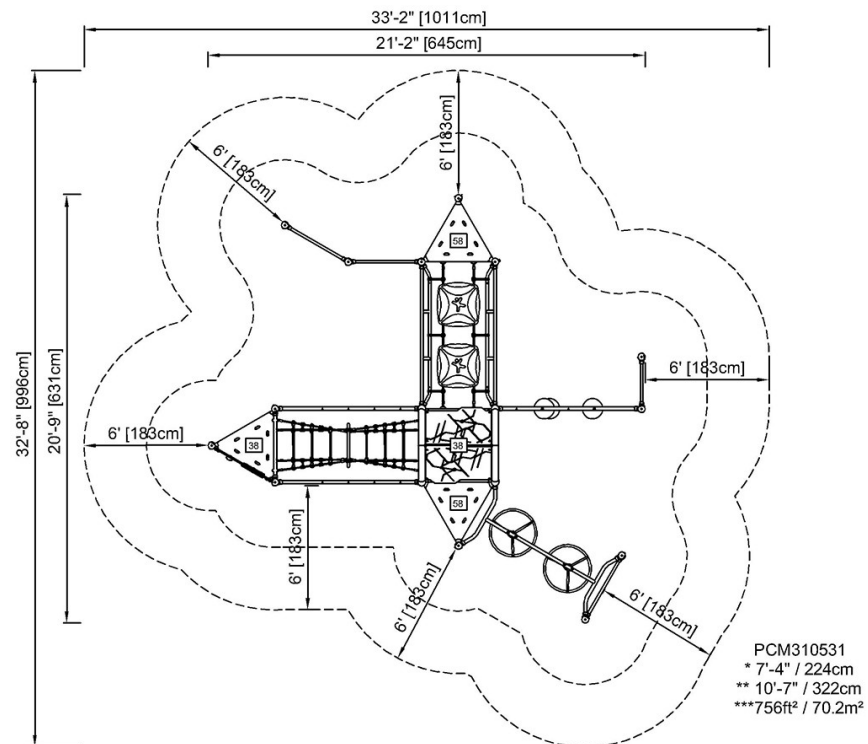


By Bureau Veritas HSE
www.bureauveritas.dk
+45 7731 1000



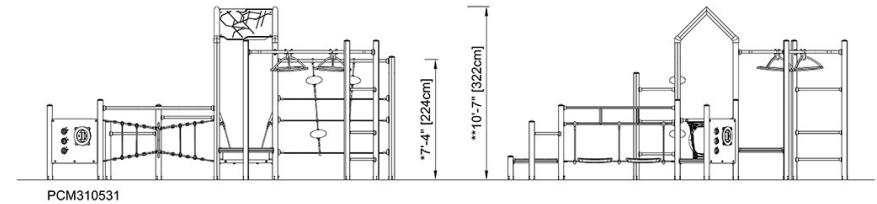
PCM310531

* Max fall height | ** Total height | *** Safety surfacing area



[Click to see TOP VIEW](#)

* Max fall height | ** Total height



[Click to see SIDE VIEW](#)