




Little Beaver's Stream

NRO2013



Item no. NRO2013-1021	
General Product Information	
Dimensions LxWxH	498x453x281 cm
Age group	1+
Play capacity (users)	16
Colour options	 



The Little Beaver's Stream is an intriguing flow of toddler play, bound to attract toddlers again and again. With its density of activities, the Little Beaver's Stream is an activity packed ground level accessible play unit that offers a richness of home-themed play which excites toddlers. Rich tactile features greatly increase play value and support both the retention and the emerging dramatic play in the toddlers. We know this from various KOMPAN Play Institute studies from the tests of these pieces. The scale of the Little Beaver's Stream is perfectly shaped for toddlers. The desk adds to the

overall playability and gives a quieter meeting point at the accessible stairway. The steering wheel and desk with rollers invite dramatic play and have high attraction as they can be shifted and touched. This stimulates language development and logical thinking skills. The curved bridge stimulates the sense of balance and space, when toddlers feel high up and balance the curved floor. The bridge additionally inspires numerous games of being above, below, over and under, which again informs a spatial awareness which builds the fundament for mathematical skills: higher than

and lower than. The lovely slide is looped greatly with the transfer platform, allowing for easy assistance for less mobile users. The transparency of the Little Beaver's Stream works wonders for the overall communication and cooperation with friends across and from inside to outside, supporting turn-taking and cooperation skills. Dramatic play supports language skills, and this unit welcomes the first try-outs of dramatic play with its many details and fun corners.



Data is subject to change without prior notice.

Little Beaver's Stream

NRO2013



Bridge

Physical: cross coordination, spatial awareness. **Social-Emotional:** transparency invite cooperation with children on the outside.



Side desk

Social-Emotional: fine meeting place and a space creator. Sharing and cooperation from both sides create a social scenario that supports communication and cooperation.



Gearshift panel

Social-Emotional: cooperation, turn-taking, sharing. **Cognitive:** suggests a theme and supports dramatic play, which stimulates languages skills. Communication skills when explaining functionalities. **Creative:** changing the position of the gear, leaving your mark.



Stairs

Physical: cross coordination is used, supporting the cooperation of the left and right halves of the brain, which is necessary for reading. For young children, spatial awareness is trained when walking stairs.



Window with curtains

Physical: tactile stimulation supports sensory skills, when children explore characteristics of the materials. **Social-Emotional:** social interaction between inside and outside, supporting turn-taking and cooperation. **Cognitive:** understanding object permanence when playing, e.g. peek-a-boo. Dramatic play support, encouraging language skills. **Creative:** leaving a mark, deciding how to place curtains.



Slide

Physical: sliding develops spatial awareness and a sense of balance. Furthermore, the core muscles are trained when sitting upright going down. **Social-Emotional:** empathy stimulated by turn-taking. **Cognitive:** young children develop their understanding of space, speed and distances when sliding down quickly.

Little Beaver's Stream

NRO2013




All Organic Robinia products by KOMPAN are made of Robinia wood from sustainable European sources. On request it can be supplied as FSC® Certified (FSC® C004450).



The product/activities are preassembled from the factory to ensure all safety requirements are considered.



The paint used for coloured components is water based environmental friendly with excellent UV resistance. The paint is in compliance with EN 71 Part 3.



Panels of 19mm EcoCore™. EcoCore™ is a highly durable, eco friendly material, which is not only recyclable after use, but also consists of material produced from +95% recycled post consumer material from food packing waste.



There are Multiple footing options for all products: Surface anchoring with steel footings and expansion bolts. Wood in-ground or steel in-ground footings.



Robinia products are available in three different wood treatment options: untreated Robinia wood or brown painted with a pigment that maintains the wood colour and coloured version with paint of selected components.

Item no. NRO2013-1021

Installation Information

Max. fall height	100 cm
Safety surfacing area	42.8 m²
Total installation time	35.7
Excavation volume	2.29 m³
Concrete volume	0.00 m³
Footing depth (standard)	100 cm
Shipment weight	1,605 kg
Anchoring options	In-ground ✓ Surface ✓

Warranty Information

EcoCore HDPE	Lifetime
Hot dip galvanised steel	Lifetime
Robinia wood	15 years
Spare parts guaranteed	10 years
Stainless steel components	Lifetime



Sustainability Data

NRO2013



Cradle to Gate A1-A3	Total CO ₂ emission	CO ₂ e/kg	Recycled materials
	kg CO ₂ e	kg CO ₂ e/kg	%
NRO2013-1021	479.30	0.38	5.00

The overall framework applied for these factors is the Environmental Product Declaration (EPD), which quantifies "environmental information on the life cycle of a product and enable comparisons between products fulfilling the same function" (ISO, 2006). This follows the structure and applies a Life-Cycle Assessment approach to the entire Product stage from raw material through manufacturing (A1-A3))

KOMPAN
Let's play

Kompan A/S

C.F. Tietgens Boulevard 32C
DK-5220 Odense SØ
Denmark



Verification of CO₂ calculation of: Nature play



Data version no. 2023-10-05

The CO₂ calculation and data are in compliance with the principles of a carbon footprint impact according to the GHG protocol (Greenhouse Gas Protocol), Scope 3, cradle to gate related to all individual components in the product category: "Nature play" represented by item no.: NRO409-0621.

(Scope 3 emissions include emission sources in the upstream and downstream value chain).

Date: 30. October 2023 | Valid until: 30. October 2025

Verified by:

Julie Marie Vejsgaard Larsen, LCA & EPD Consultant

Verification based on report: Validation of CO₂ calculation of 9 categories of Kompan product line, version 1.0, prepared by: Bureau Veritas HSE, Denmark: Julie M. V. Larsen.

Publication date: 30. October 2023

By Bureau Veritas HSE
www.bureauveritas.dk
+45 7731 1000



NRO2013

* Max fall height | ** Total height | *** Safety surfacing area



5 / 05/16/2024

* Max fall height | ** Total height



Data is subject to change without prior notice.