

Truck


KPL502



The Truck signals play loud and clear and attracts infants and toddlers again and again. The cute rounded shapes and the vibrant colors attract attention. The manipulative steering wheel, gear and yellow headlight spheres can be handled and turned again and again. The car has three compartments, two of which are relatively open to the front and rear.

They both offer ample seating, and the rear also features two tinkering tables. The themes of traffic and cars are well-known to toddlers. They take a starting point in the toddlers' immediate world and open the scope of going into the wider world. Dramatic play scenarios such as visiting family are played out repeatedly in the Truck. This is an important

contribution to the development of language skills and literacy.

Item no. KPL502-0612	
General Product Information	
Dimensions LxWxH	4'4"x3'4"x4'3"
Age group	2 - 5
Play capacity (users)	6
Color options	



Truck

KPL502



Turning wheel

Cognitive: the manipulative item stimulates cause and effect understanding.



Theme

Cognitive: suggests a theme and supports dramatic play, which stimulates language and communication skills.



Truck bed

Social-Emotional: the truck bed allows for more children to be together and share. Important life skills like consideration and turn-taking are built.



Bench

Social-Emotional: gathering, cooperating or taking a break from play all train social skills.

Truck

KPL502



Panels of 19mm EcoCore™. EcoCore™ is a highly durable, eco friendly material, which is not only recyclable after use, but also consists of a core produced from 100% recycled material.

Foot support is made of HPL with a thickness of 17.8mm with a very high wearing strength and a unique KOMPAN non-skid surface texture.

Item no. KPL502-0612	
Installation Information	
Max. fall height	1'9"
Safety surfacing area	216ft²
Total installation time	6.1
Excavation volume	0.2yd³
Concrete volume	0yd³
Footing depth (standard)	2'0"
Shipment weight	285lbs
Anchoring options	In-ground ✓ Surface ✓
Warranty Information	
EcoCore HDPE	Lifetime
HPL decks	15 Years
Spare Parts Availability	10 Years

Elevated activities 0	Accessible elevated activities	Accessible ground level activities	Accessible ground level play types
Present	0	1	1
Required	0	1	1



Sustainability Data

KPL502



Cradle to Gate A1-A3	Total CO ₂ emission	CO ₂ e/kg	Recycled materials
	kg CO ₂ e	kg CO ₂ e/kg	%
KPL502-0612	194.00	2.10	41.50

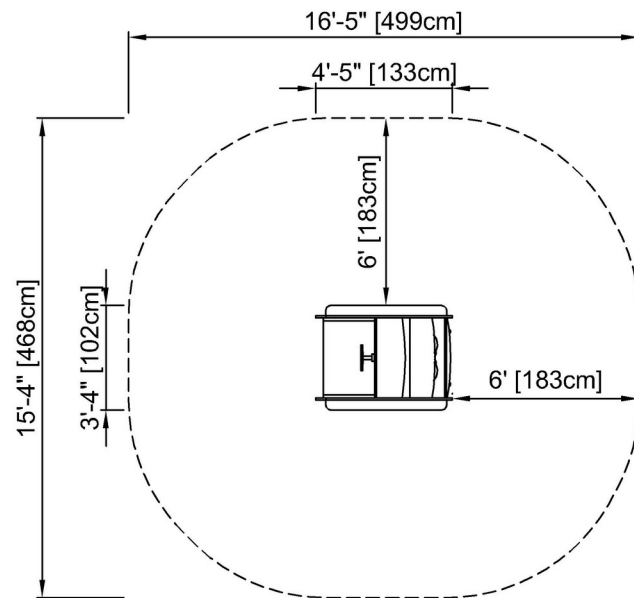
The overall framework applied for these factors is the Environmental Product Declaration (EPD), which quantifies "environmental information on the life cycle of a product and enable comparisons between products fulfilling the same function" (ISO, 2006). This follows the structure and applies a Life-Cycle Assessment approach to the entire Product stage from raw material through manufacturing (A1-A3))

Truck

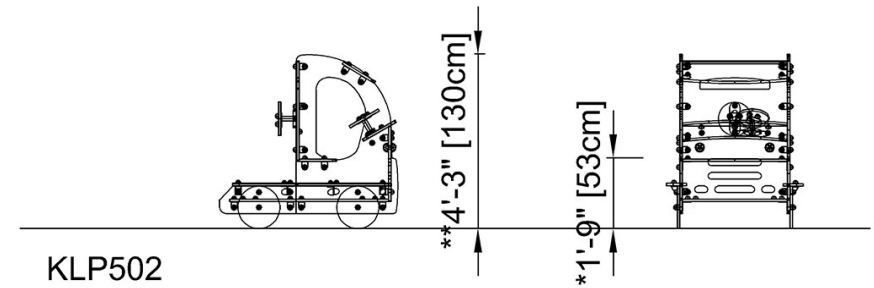
KPL502

* Max fall height | ** Total height | *** Safety surfacing area

* Max fall height | ** Total height



KPL502
* 1'-9" / 53cm
** 4'-3" / 130cm
*** 216.4ft² / 20.1m²



KPL502

[Click to see TOP VIEW](#)

[Click to see SIDE VIEW](#)