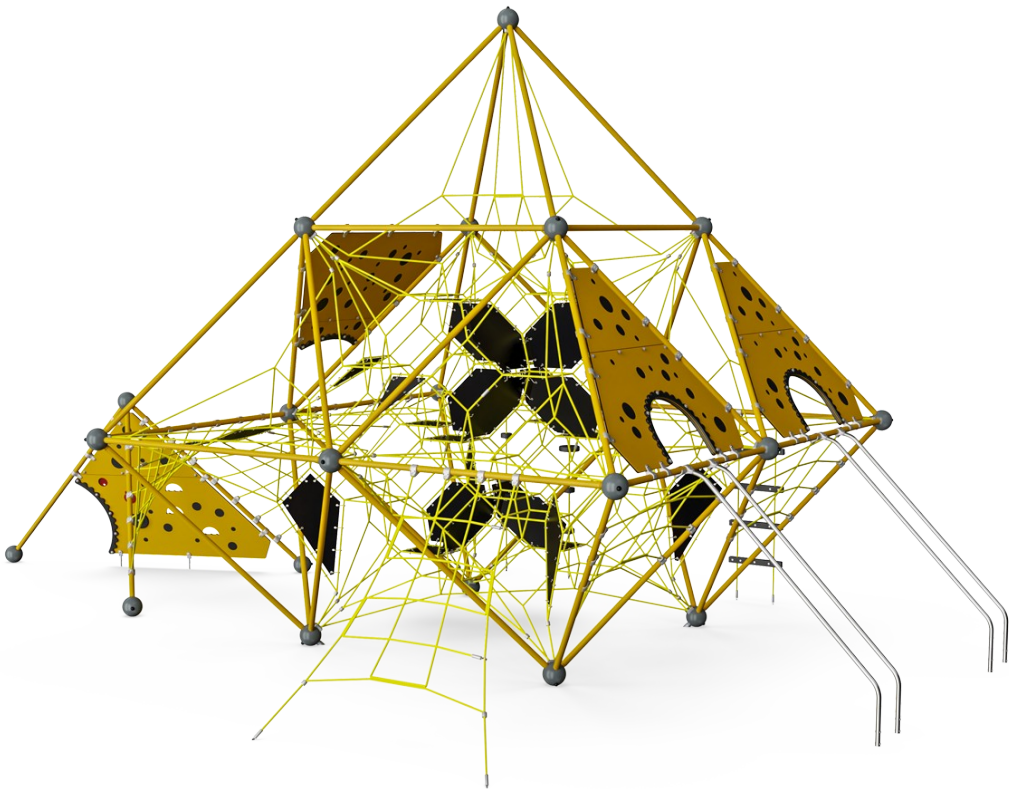



Maxite with add-ons

COR10524




Item no. COR105241-0405	
General Product Information	
Dimensions LxWxH	1231x741x639 cm
Age group	5+
Play capacity (users)	76
Color options	



The Maxite with Add-Ons offers a wild and varied climbing experience in three-dimensional nets. The thrilling heights and selection of activities attract children again and again. Membranes add fast, bouncy routes and function as destinations and meeting points, too. The top membrane is a popular destination and trains turn-taking skills and cooperation.

The wild climbing accesses and gliding egresses add thrill and variation, and the climbing panels make possible hiding and more sturdy climbing. The bouncy nets make the child feel its own and all the friends' movements when using the net. At this height that means risk assessment and concentration. The nets train important motor skills such as

proprioception, spatial awareness and cross-body coordination. These skills are fundamental for risk assessment when for instance judging and navigating traffic securely.



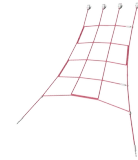
Maxite with add-ons

COR10524



Height

Social-Emotional: children develop courage and self-regulation when being up high. This positively affects self-confidence.



Climbing net

Physical: the inclined net supports the upward climbing movement of the body. Cross-coordination, spatial awareness and physical strength are trained, due to big steps when wanting to climb up fast. **Social-Emotional:** the big meshes allow for more children being seated together, sharing.



Climbing wall

Physical: supports cross coordination and leg, arm and hand strength. Climbing through the hole demands good spatial awareness and involves risk taking. **Social-Emotional:** the inclination makes climbing feel secure, especially for younger children.



Banister bars

Physical: coordination is supported when going down, as well as arm and core muscles. Landing strengthens bone density, which is built for life in childhood. **Social-Emotional:** turn-taking and risk-taking.



Ladder

Physical: cross coordination and muscle strength are developed when children climb the ladder. The climbing also supports leg and arm muscles.



Connected nets

Physical: the connected nets make the climbers feel the movements of the others, adding a dimension of fun and demanding concentration when holding tight to the rope. Cross-coordination and all muscle groups are trained. **Social-Emotional:** the climbers' movements affect the other climbers, so consideration and turn-taking is supported.

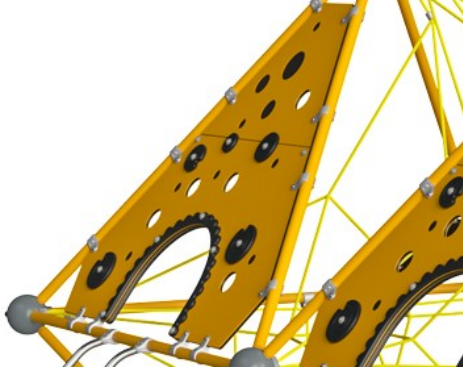


Membrane path

Physical: a faster way up, due to the extra support of the membrane. **Social-Emotional:** a meeting path with points for retreat from the rope landscape.

Maxite with add-ons


COR10524



Panel of 19mm EcoCore™ HDPE. This highly durable, eco-friendly material is not only recyclable after use, but also consists of a core produced from 100% recycled material.




Corocord 'S' clamps are used as universal connections in Corocord products. 8mm stainless steel rods with rounded edges are pressed around the ropes with a special hydraulic press, making them the ideal connector: safe, durable and vandalism-proof, all while allowing the typical movement of rope play structures.



The aluminium swages of the net are double conical with rounded ends and are as small as safety allows. The overall net design aims at keeping metal parts within the net to an absolute minimum, both in size and number, in order to provide the best possible rope climbing experience.


Item no. COR105241-0405	
Installation Information	
Max. fall height	227 cm
Safety surfacing area	121.9 m²
Total installation time	63.4
Excavation volume	10.04 m³
Concrete volume	5.82 m³
Footing depth (standard)	110 cm
Shipment weight	2,229 kg
Anchoring options	In-ground ✓



Corocord membranes consist of friction-proof rubberized material of conveyor belt quality with excellent UV resistance. Tested and compliant with REACH requirements for PAH. Embedded is a four-layered armouring made of woven polyester. The armouring and the two surface layers result in a total thickness of 7.5 mm.



The metal parts are made of high quality steel, hot dip galvanised inside and outside with leadfree zinc. On the outside, there is an additional layer of powder coating. This ensures both excellent corrosion resistance and colourful design expression.

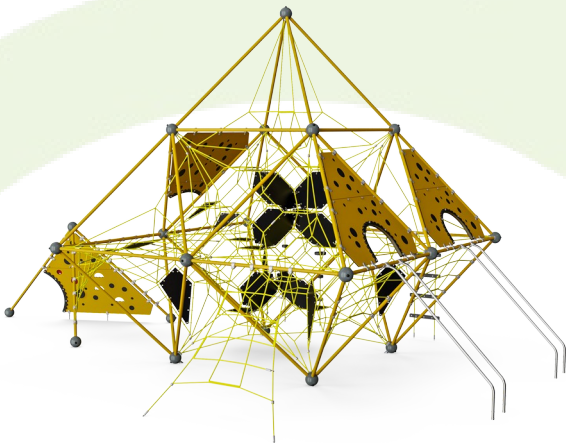


The COROCORD Frame Nets are available in 6 galactic colour themes. The themes draw on bright colours that appeal to children of all ages. Can be changed in the configurator.



Sustainability Data

COR10524



Cradle to Gate A1-A3	Total CO ₂ emission	CO ₂ e/kg	Recycled materials
	kg CO ₂ e	kg CO ₂ e/kg	%
COR105241-0405	5,325.70	3.51	43.70

The overall framework applied for these factors is the Environmental Product Declaration (EPD), which quantifies "environmental information on the life cycle of a product and enable comparisons between products fulfilling the same function" (ISO, 2006). This follows the structure and applies a Life-Cycle Assessment approach to the entire Product stage from raw material through manufacturing (A1-A3))

Kompan A/S
C.F. Tietgens Boulevard 32C
DK-5220 Odense SØ
Denmark



Verification of CO₂ calculation of: Corocord



Data version no. 2023-10-05

The CO₂ calculation and data are in compliance with the principles of a carbon footprint impact according to the GHG protocol (Greenhouse Gas Protocol), Scope 3, cradle to gate related to all individual components in the product category: "Corocord" represented by item no.: COR314011-1101.

(Scope 3 emissions include emission sources in the upstream and downstream value chain).

Date: 30. October 2023 | Valid until: 30. October 2025
Verified by:

Julie Marie Vejsgaard Larsen, LCA & EPD Consultant

Verification based on report: Validation of CO₂ calculation of 9 categories of Kompan product line, version 1.0, prepared by: Bureau Veritas HSE, Denmark: Julie M. V. Larsen.

Publication date: 30. October 2023

By Bureau Veritas HSE
www.bureauveritas.dk
+45 7731 1000

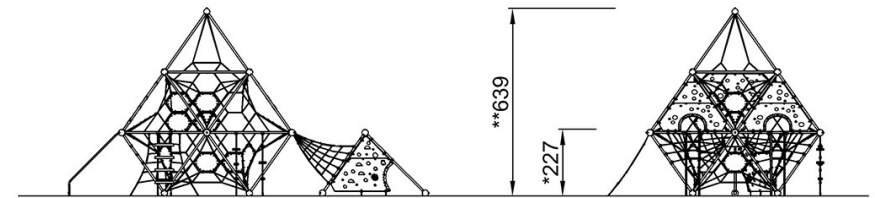
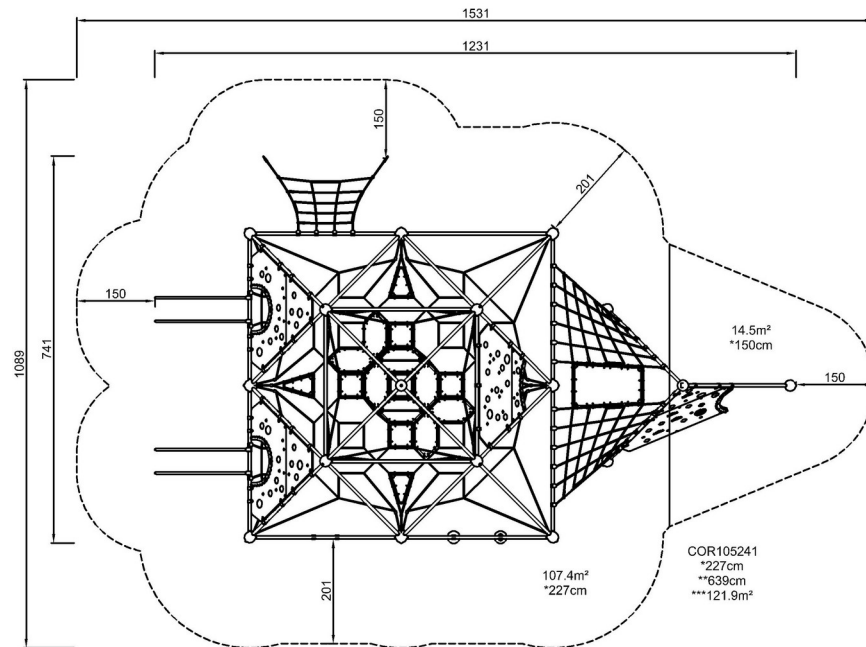


Maxite with add-ons

COR10524

* Max fall height | ** Total height | *** Safety surfacing area

* Max fall height | ** Total height



COR105241

[Click to see TOP VIEW](#)

[Click to see SIDE VIEW](#)